



## Needle & Thimble News



### President's Message

Happy New Year! I hope everybody had a great Christmas and New Year's. With the cooler weather we were experiencing, it actually felt like the holiday season instead of celebrating with 90-degree weather. We had to postpone our celebration until Sunday, January 2<sup>nd</sup>, because a member of my daughter-in-law's family came down with COVID just after Christmas Day celebration. So, my son and family had to quarantine for a period of time. But all are now healthy and happy.

Our Christmas potluck was small due to the inclement weather, but we had a wonderful time. And, as always, the food was fabulous. The products that did not sell at the Summers Past Farm craft fair was available for sale at the potluck meeting, and we sold \$173 in items. Thank you for supporting the guild in this manner!

I'm really looking forward to the workshops that we have planned for the next several months, and hope that you will take advantage of the opportunity to maybe learn a new skill or just enjoy the chance to have a sew-in with the other ladies.

Please join us on Tuesday, January 11<sup>th</sup>, for Sue Bouchard's "Modern Quilting" lecture. And if you are interested in her "All About Binding" workshop on Saturday, January 15<sup>th</sup>, there is still room available. The class will be held at Rosie's Calico Cupboard classroom from 10:00 a.m. to 4:00 p.m. Contact me for supply list information.

Stay healthy and happy quilting,  
Kathy Manuel



Congratulations to Leslie Holben - prior Sunshine member - who submitted three quilts to Road to California and....."drum roll" .... ALL three quilts were accepted!

Look for her quilts at Road to California, Ontario CA, January 19-22.



Karen Collin  
Dancing Vine Quiltworks  
Hand Guided Machine Quilting

(619) 318-5806 • kcsewnstamp@cox.net • quotes available



**Patty Sprecco**  
*Independent Beauty Consultant*


619-890-6277  
Patricia.Sprecco@cox.net  
[www.MaryKay.com/psprecco](http://www.MaryKay.com/psprecco)




FIC-COLLAGE

EXTRA WIDE QUILTING FABRICS BY THE YARD

**Fantabulous Backs**



Kimberbell  
Alessia  
Bella Suede  
Batiks  
Kaffe/Tula  
Henry Glass and Co  
Patriotic  
Riley Blake  
And many more!

**Call me @  
619-804-6062**

Check out our website: [fantabulousbacks.com](http://fantabulousbacks.com)

Sunshine Quilters of San Diego meets the second Tuesday of each month (Sept-June) at Renette Park at 935 South Emerald Ave., El Cajon

New members are always encouraged, dues are \$50 per year, which includes \$20 worth of Opportunity Quilt tickets. Guests are welcome at \$5 a visit. Doors open at 6:30 pm, meetings begin at 7:00 pm.

For more information please visit our website at:  
[www.Sunshinequilters.com](http://www.Sunshinequilters.com)

## Sunshine Quilters of San Diego 2021-2022 Positions

Position	Member
President	Kathy Manuel
1st Vice President	Beth Van Gelder
2nd Vice President	Sherri Necochea
Secretary	Lorna Bisson
Treasurer	Connie Smith
Door Prizes	Connie Smith
Membership	Pam Davis
Membership Assistant	
Cuddle Quilt Coordinator	Tanya Althof
Parliamentarian	
Newsletter Editor	Candi Ravenscraft
Assistant Editor	Carol Santos
Mailbox Info Table	Carol Santos
Website	Christy Sprecco
Advertising	
Librarian	
Hospitality/Refreshments	
Directory	
Meeting Room Manager	Kathy Manuel
Retreat Coordinator	Candi Ravenscraft
Secret Pal Coordinator	Christy Sprecco
Guardian of 2021 Opportunity Quilt & Tickets	Kathy Manuel
Fund Raising (Ways & Means) Committee Lead	
Fund Raising Committee Member (1)	
Fund Raising Committee Member (2)	
Fund Raising Committee Member (3)	
2022-2023 Opportunity Quilt Planning	Kathy Manuel
Challenge Coordinator	Jennifer Phillips
UFO Challenge Coordinator	Sandi Delman
Historian/Meeting Photographer	Jan Hayman
SCCQG Representative	Marilyn Sidler/Kathy Manuel
Block of the Month (BOM) Coordinator	Lorna Bisson
September BOM	Sandi Delman
October BOM	Pam Davis
November BOM	Teresa Wiesendanger
December BOM	Sue Cox
January BOM	Cecilia Midgette
February BOM	Jean Zuniga
March BOM	Hallie McCoy
April BOM	Marilyn Sidler
May BOM	
Seasonal Opportunity Quilt Coordinator	
September/October Quilt Donor	Christy Sprecco and Jean Zuniga
November/December Quilt Donor	
January/February Quilt Donor	Janet Harris
March/April Quilt Donor	
May/June Quilt Donor	

At our December potluck, we had several Block of the Month packets that were not picked up. The attached document shows the block, and the kit includes the center block and the four cream colored blocks. You would just need to provide red and green fabrics.

If you are interested in completing a kit prior to our meeting next week, please contact me and I'll get one to you. I apologize for not getting this out sooner.



## December,2021

Block of the month  
12 inch block

In the kit you will find  
The plain beige blocks and the center block.

You will need to provide a holiday green and red fabric to complete the corner blocks.

Cut two  $4 \frac{7}{8}$  inch square blocks of each color. Make a diagonal line on the lighter fabric. Place a red and a green block right sides together and stitch  $\frac{1}{4}$  inch from the pencil line on both sides. Cut on the pencil line and press the seam toward the darker color. Use the 4 pieced squares to complete the block as shown in the picture. Bring to the January meeting for the block drawing.

If you have any questions, call Sue Cox at 619-985-5394.

## Sunshine Quilters of San Diego 2021 – 2022 Program



### **January 11** Sue Bouchard “Modern Quilting”

Sue Bouchard has been quilting since she was 12 and sewing since she was 4. She began quilting before rotary cutters and self healing mats! Sue spent over 25 years working and teaching at Quilt in a Day. She loves making and designing modern quilts. Her passion is teaching and inspiring others on their creative journey!

### **January 15** Sue Bouchard “All About Binding”

The goal of this technique-oriented hands-on class is to learn six different methods of binding. They include Straight, French, Accent, Back to Front, Infinity and techniques on how to change the color of the binding to enhance the design of the front of your quilt. Each one offers a different design option for the perfect finished to your design.

### **February 8** Kim Brownell “Wacky Fusion”

The “Wackydoodle Quilter” is coming from the Sacramento area. Her Wacky Fusion lecture is a combination trunk show and “Challenges, What To Do?” She calls herself the “Wackydoodle Quilter” describing her easy-going, whimsical style and tendency to ignore the “quilt Police”. Kim will spark imagination and inspiration through her passion for quilt challenges.

### **February 9** Kim Brownell Workshop- Quilted Workshop Jigsaw Puzzle- Sunrise/Sunset

Kim will teach us her quilted jigsaw puzzle technique using raw-edge fusible appliqué. It leaves a negative space between each piece. If a black background fabric is used, your piece will have a wonderful and stunning stained glass look.

### **March 8** Scarlett Rose “A Look at Modern Celtic Quilts”

Coming to us from Anderson Ca, Scarlet will discuss what's been happening with bias applique. See some amazing bias tape quilt designs made by modern quilters, art quilters and Celtic quilters.

### **March 9** Scarlett Rose Workshop “Crystallized Celtic Workshop” 6 hours

This innovative Celtic design, if set on point, makes a 32" medallion block. It can also be set on square for a 22" block. Large loops allow for the use of fussy cut large print fabrics or your own inkjet printed fabric. This workshop can be for either hand or machine applique. This block is from the [Crystallized Celtic](#) pattern.

### **April 12** Sue Nash “My Journey to Collage”

Susy Nash is a Certified Laura Heine Instructor. Coming to us from Redlands California, she will share her quilt journey through her quilts.

### **April 15** Sue Nash Workshop “Featherweight” 6 hours

We will make our own collage of a Featherweight sewing machine in this 6 hour workshop.

### **May 10** Trudy Cleveland lecture “Shoot Your Quilt”

Trudy started sewing, like many of us at age 12. She is a long-arm quilter who eased into photography by the need to photograph her customers' quilts. “Shoot Your Quilt”, includes tips and techniques on using your smart phone for documenting your quilts. It will include why you should take photographs your quilts, how to take professional looking images, and what to do with your images.


# Sunshine Quilters of San Diego 2021-2022 Workshops

## Saturday, January 15 – Sue Bouchard, All About Binding

Sue will be presenting a workshop on six methods of binding a quilt, and will cover: straight binding, French, accent, back to front, infinity and techniques on how to change the color of the binding to enhance the design of the front of your quilt.


## Wednesday, February 9 – Kim Brownell, Sunrise/Sunset Jigsaw Puzzle

With this technique, students can combine two hobbies, because it is very much like piecing together a jigsaw puzzle. A raw-edge fusible applique is used leaving a negative space between each piece. The background fabric can be in any color, but if black is used, the piece will have a wonderful stained glass look. The \$20 kit is required, and includes the pattern.



## Wednesday, March 9 – Scarlett Rose, Crystallized Celtic

This innovative Celtic design, if set on point, makes a 32" medallion block. It can also be set on square for a 22" block. Large loops allow for the use of fuzzy cut large print fabrics or your own inkjet-printed fabric. This workshop can be for either hand or machine applique.



**Saturday, April 16 – Sue Nash, Featherweight**

In this workshop, we will make our own collage of a Featherweight sewing machine in this 6-hour workshop. A kit of pre-fusable fabrics will be available from the teacher.



**For sale:** 221 Featherweight with case, \$400. Restored to like new condition. Call Janet Harris at 619-390-5224



Shopping and delicious potluck



Christy Sprecco shared two adorable quilts







Julie Dale and her hubby



Block of the month winner!



Kathy Barnes finished her workshop project into a table runner



Connie Smith turned her project into a lovely pillow

Kathi's mother hand quilted this beauty





Sandi Delman shares her latest projects





Candi Ravenscraft, Newsletter Editor  
PO Box 20483  
El Cajon, CA 92021  
Sunshinequilters.com