



SUNSHINE QUILTERS OF
SAN DIEGO

November 2021

Volume 42 Number 3

Needle & Thimble News



President's Message

Hello Sunshine Quilters,

For our November meeting, and all subsequent meetings, we will be meeting at Renette Center again. I'm looking forward to Sandy Corbin's lecture on "Making Scrappy Quilts Fresh". She will also present a workshop on "Invisible Machine Applique" on Saturday, November 13th. There is additional room in this workshop if you are interested in attending. Please contact Beth Van Gelder to sign up for the class. Also, please remember that members are entitled to one free workshop this year, and if you bring a non-Sunshine guest, their workshop is also free. These workshops are a wonderful way to enhance our quilting skills.

At our November meeting, we will present our cuddle quilt donations to the YWCA Becky's House shelter. This valuable organization provides shelter, housing and support services for people experiencing domestic violence and abuse. Please bring your completed quilts to our meeting. If you need Sunshine labels, contact Tanya Althof.

On Saturday, December 4th, Sunshine has reserved a booth at the Summers Past Farms craft fair. If you have items to donate, I will collect them at the November meeting or later in the month. I'm collecting the items at my house prior to the sale. Please price your items or we can discuss when we meet.

Stay healthy and happy quilting,
Kathy Manuel





Karen Collin
Dancing Vine Quiltworks
Hand Guided Machine Quilting
(619) 318-5806 • kcsewnstamp@cox.net • quotes available



For sale: 221 Featherweight with case, \$400.
Restored to like new condition. Call Janet Harris
at 619-390-5224



Patty Sprecco
Independent Beauty Consultant

619-890-6277
Patricia.Sprecco@cox.net
www.MaryKay.com/psprecco



FIC•COLLAGE

Sunshine Quilters of San Diego meets the second Tuesday of each month (Sept-June) at Renette Park at 935 South Emerald Ave., El Cajon
New members are always encouraged, dues are \$50 per year, which includes \$20 worth of Opportunity Quilt tickets. Guests are welcome at \$5 a visit.
Doors open at 6:30 pm, meetings begin at 7:00 pm.

For more information please visit our website at:
www.Sunshinequilters.com

Sunshine Quilters of San Diego 2021-2022 Positions

Position	Member
President	Kathy Manuel
1st Vice President	Beth Van Gelder
2nd Vice President	Sherri Necochea
Secretary	Lorna Bisson
Treasurer	Connie Smith
Door Prizes	Connie Smith
Membership	Pam Davis
Membership Assistant	
Cuddle Quilt Coordinator	Tanya Althof
Parliamentarian	
Newsletter Editor	Candi Ravenscraft
Assistant Editor	Carol Santos
Mailbox Info Table	Carol Santos
Website	Christy Sprecco
Advertising	
Librarian	
Hospitality/Refreshments	
Directory	
Meeting Room Manager	Kathy Manuel
Retreat Coordinator	Candi Ravenscraft
Secret Pal Coordinator	Christy Sprecco
Guardian of 2021 Opportunity Quilt & Tickets	Kathy Manuel
Fund Raising (Ways & Means) Committee Lead	
Fund Raising Committee Member (1)	
Fund Raising Committee Member (2)	
Fund Raising Committee Member (3)	
2022-2023 Opportunity Quilt Planning	Kathy Manuel
Challenge Coordinator	Jennifer Phillips
UFO Challenge Coordinator	Sandi Delman
Historian/Meeting Photographer	Jan Hayman
SCCQG Representative	Marilyn Sidler/Kathy Manuel
Block of the Month (BOM) Coordinator	Lorna Bisson
September BOM	Sandi Delman
October BOM	Pam Davis
November BOM	Teresa Wiesendanger
December BOM	Sue Cox
January BOM	Cecilia Midgette
February BOM	Jean Zuniga
March BOM	Hallie McCoy
April BOM	Marilyn Sidler
May BOM	
Seasonal Opportunity Quilt Coordinator	
September/October Quilt Donor	Christy Sprecco and Jean Zuniga
November/December Quilt Donor	
January/February Quilt Donor	Janet Harris
March/April Quilt Donor	
May/June Quilt Donor	

Cuddle Quilts



Please bring your finished cuddle quilts to the November meeting. Darlene from Becky's House will be there to collect them. Thank you so much for the work that you have done on these!!!

I will be bringing kits for "Oh My Stars" and "Rail Fence". I will also be bringing batting. If you need any backs please call and let me know. I am in our registry.

-Tanya Althof



Hello Sunshine Quilters!

We are DayTripper Tours, a tour company in San Diego, and we wanted to let you know we are taking a bus to the Road to California Quilters Conference and Showcase in January. If you think your group may be interested in joining us, please let me know and I'll provide a flyer with a special discount for you! We would love to have you!


You can click here for more information: <https://daytrippertours.rezdy.com/463319/road-to-california-quilters-conference-showcase>

Thank you, and have a wonderful day.

Chrissy Allen
Reservations & Customer Service Manager
Director of Training
2340 Tampa Avenue Suite J, El Cajon, CA 92020
Phone: 619-334-3394 Ext. 306 | 800-679-8747
Email: Chrissy@daytripper.com | Web-
site: www.DayTripperTours.com



Singer Vintage Machines for Sale – Email Connie – connie@lesandconnie.com



201 – doesn't run any more but did at one time. Had a good stitch. Suspect it's just a stuck wheel. Comes with original booklet. No charge for someone who wants to fuss.



15-125 – around 1956 – same as 15-91 only green. Doesn't stitch all that well and doesn't come with anything much. It's just cute and the paint is in great condition for vintage. \$50.00 or best offer



328 Singer – I bought this one myself at 19 in Chicago Loop Singer store in 1962. Sorry to see it go! It stitches really well and is OK for beginner sewer Does zig-zag stitches with cute black discs.

\$50.00 firm.

Last picture - Extra goodies for any of the purchased machines for free.




500 or 501 Singer Rocketeer w/cabinet. This is a zig zag machine with tons of stitches. A little beat up, but still stitches fine. I've used it. It's a Slant-O-Matic. Email for more info and more pictures. \$50.00 or best offer. Very cute machine.



**2021-2022
Opportunity Quilt**

Did you get your Sweet Apple block finished? Since we are having a Zoom meeting in October...you still have time to get it done! Drawing for September BOM will be at the November meeting. If you have any question(s) reach out!

Sandi Delman
September BOM Coordinator



Sunshine Quilters of San Diego 2021 – 2022 Program



November 9 Sandy Corbin “Making Scrappy Quilts Fresh”

“I have always loved using lots of different fabrics in my quilts. This is what drew me to making scrappy quilts. In this talk I describe the different styles of scrappy quilts and share what makes scrappy quilts fresh.”

November 13 Sat Sandy Corbin Workshop

We will learn Sandy’s Invisible Machine Applique technique as we construct beautiful butterflies in this 6 hour workshop.

January 11 Sue Bouchard “Modern Quilting”

Sue Bouchard has been quilting since she was 12 and sewing since she was 4. She began quilting before rotary cutters and self healing mats! Sue spent over 25 years working and teaching at Quilt in a Day. She loves making and designing modern quilts. Her passion is teaching and inspiring others on their creative journey!

January 15 Sue Bouchard “All About Binding”

The goal of this technique-oriented hands-on class is to learn six different methods of binding. They include Straight, French, Accent, Back to Front, Infinity and techniques on how to change the color of the binding to enhance the design of the front of your quilt. Each one offers a different design option for the perfect finished to your design.

February 8 Kim Brownell “Wacky Fusion”

The “Wackydoodle Quilter” is coming from the Sacramento area. Her Wacky Fusion lecture is a combination trunk show and “Challenges, What To Do?” She calls herself the “Wackydoodle Quilter” describing her easy-going, whimsical style and tendency to ignore the “quilt Police”. Kim will spark imagination and inspiration through her passion for quilt challenges.

February 9 Kim Brownell Workshop- Quilted Workshop Jigsaw Puzzle- Sunrise/Sunset

Kim will teach us her quilted jigsaw puzzle technique using raw-edge fusible appliqué. It leaves a negative space between each piece. If a black background fabric is used, your piece will have a wonderful and stunning stained glass look.

March 8 Scarlett Rose “A Look at Modern Celtic Quilts”

Coming to us from Anderson Ca, Scarlet will discuss what’s been happening with bias applique. See some amazing bias tape quilt designs made by modern quilters, art quilters and Celtic quilters.

March 9 Scarlett Rose Workshop “Crystalized Celtic Workshop” 6 hours

This innovative Celtic design, if set on point, makes a 32" medallion block. It can also be set on square for a 22" block. Large loops allow for the use of fussy cut large print fabrics or your own inkjet printed fabric. This workshop can be for either hand or machine applique. This block is from the [Crystalized Celtic](#) pattern.

April 12 Sue Nash “My Journey to Collage”

Susy Nash is a Certified Laura Heine Instructor. Coming to us from Redlands California, she will share her quilt journey through her quilts.

April 15 Sue Nash Workshop “Featherweight” 6 hours

We will make our own collage of a Featherweight sewing machine in this 6 hour workshop.

May 10 Trudy Cleveland lecture “Shoot Your Quilt”

Trudy started sewing, like many of us at age 12. She is a long-arm quilter who eased into photography by the need to photograph her customers’ quilts. “Shoot Your Quilt”, includes tips and techniques on using your smart phone for documenting your quilts. It will include why you should take photographs your quilts, how to take professional looking images, and what to do with your images.

Sunshine Quilters of San Diego 2021-2022 Workshops

Saturday, November 13 – Sandy Corbin, Invisible Machine Applique

In this 6-hour workshop, we will learn Sandy's Invisible Machine Applique technique as we construct beautiful butterflies.




Saturday, January 15 – Sue Bouchard, All About Binding

Sue will be presenting a workshop on six methods of binding a quilt, and will cover: straight binding, French, accent, back to front, infinity and techniques on how to change the color of the binding to enhance the design of the front of your quilt.

Wednesday, February 9 – Kim Brownell, Sunrise/Sunset Jigsaw Puzzle

With this technique, students can combine two hobbies, because it is very much like piecing together a jigsaw puzzle. A raw-edge fusible applique is used leaving a negative space between each piece. The background fabric can be in any color, but if black is used, the piece will have a wonderful stained glass look. The \$20 kit is required, and includes the pattern.



Wednesday, March 9 – Scarlett Rose, Crystallized Celtic

This innovative Celtic design, if set on point, makes a 32” medallion block. It can also be set on square for a 22” block. Large loops allow for the use of fuzzy cut large print fabrics or your own inkjet-printed fabric. This workshop can be for either hand or machine applique.



Saturday, April 16 – Sue Nash, Featherweight

In this workshop, we will make our own collage of a Featherweight sewing machine in this 6-hour workshop. A kit of pre-fusible fabrics will be available from the teacher.



"Unofficial" Challenge 2021-2022 UFO Incentive

Many of you enjoy the push of getting UFOs done. I will say that I am among you! If you wish to have that push to get seven projects done that otherwise you might not...your opportunity is now. It is "Unofficial" because the prizes are Bragging Rights! Of course there could be a surprise at the conclusion in June. In this newsletter you will find the Rules and the Form that will have you included this year. Fill in the Form and get it to me any way you can (contact information in the directory). It would be great to have your seven on the Form before the October meeting since the project to complete during the month will be selected in November.

If you have any question(s) reach out!

Sandi Delman

"Unofficial" Challenge 2021-2022 UFO Incentive Coordinator

Sunshine Quilt Guild

2021-2022 Unofficial Challenge: UFO (Unfinished Fabric Object) Incentive

Do you have any unfinished projects piled up or hidden somewhere? It is time to confess because this is it - an opportunity to get them out, dust them off, and free up one of your project storage containers! Select seven that you would like to finally finish. It can be any fabric object.

List seven projects on the attached form that you want to finish this membership year, mail (email fine) the form to Sandi Delman (address in directory.) At each meeting beginning in October a number will be drawn to indicate which project is to be finished before the next meeting. There will be no prizes associated to this Unofficial Challenge except for bragging rights!

Details:

Fill out the attached form with information about the seven unfinished projects you would like to complete this year. Explain what needs to be done to finish each project and give a little information about the project such as the pattern name or dominate color etc, so it can be identified when you show it. There are two forms, they need to be identical. One copy is for you and the other is to be mailed (email fine) to Sandi Delman (address in directory), hopefully before the October meeting when the first number will be drawn.

A member must be in the challenge from the beginning - no jumping in after it has started for any reason.

All projects must be totally finished by the assigned month including a label, if it is a quilt. However, due to difficulty in getting large quilts quilted in a timely manner, it will be allowed to show an unquilted top **over 45x45** for your name to go in that month's bragging rights drawing. However, the quilt will need to be completed, including a label, for your name to be included in the final June drawing.

Should you NOT have that month's project done you will not be included in the bragging rights drawing for that month (except if you apply to the over 45x45 exception).

If you're unable to attend a meeting then give your project to someone to show for you.

Your name goes into the monthly bragging rights drawing only if you show the particular project you were to complete that month. If you complete all seven projects your name will be in the final bragging rights drawing seven times. If you don't get the 45x45 quilt, that exception mentioned above, your name will be withdrawn from the final bragging rights drawing.

If your project needs to be done and ownership changed before it is called to be worked you can show it at any month. You will be included in that project's monthly bragging rights drawing.

There are seven opportunities for you to be the Grand Bragging Rights winner!

Hopefully this will leave us with fewer UFOs and some wonderful finished projects.



Sunshine Quilt Guild

Unofficial Challenge 2021-2022

UFO Incentive

Seven projects I WILL finish this year...

(My Copy)		Date to share:	Completed: Yes or No
1			
2			
3			
4			
5			
6			
7			

Sunshine Quilt Guild

Unofficial Challenge 2021-2022

UFO Incentive

Seven projects I WILL finish this year...

NAME _____

(Project Chairman's Copy)		Date to share:	Completed: Yes or No
1			
2			
3			
4			
5			
6			
7			

October Block of the Month

Drawing for October BOM
will be at November meeting

Punkin' Patch A Bonnie Hunter Pattern

We will be making 1 striped pumpkin block.

Orange scraps

at least 5" long and 3/4" to 2" wide

Black Background, Plain or small print

4 - 1 3/4" squares

2- 2 1/2" x 3" rectangles

1 - 2 1/2" x 6 1/2" rectangle

1 - 1 1/2" x 2 1/2" rectangle

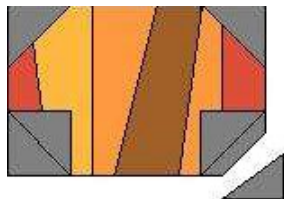
Green

1 - 1 1/2" x 2 1/2" rectangle

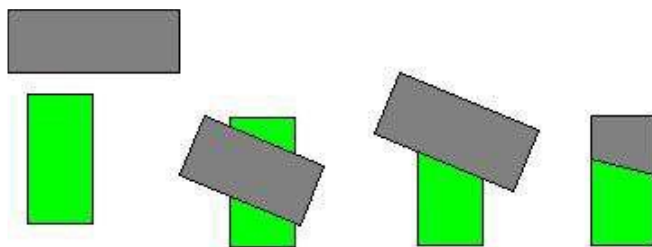
Directions

trim strip set to 4 1/2" x 6 1/2". Press seams in one direction.

Using the black 1 3/4" squares add to corners of your pumpkin. Trim corners and Press to black.



Make stem following picture. Using the green piece and the 1 1/2" x 2 1/2" black.



Trim to 1 1/2" x 2 1/2" Press to black. Add the 2 1/2" x 3" black pieces to each side of stem. Press to black.

Sew the 2 1/2" x 6 1/2" black to top ro bottom of pumpkin. Press to black

Pumpkin will measure 6 1/2" wide x 8 1/2" tall.

Contact Pam Davis for questions

Sunshine Quilters
Secret Pals 2021-2022



It's that time again! Time to sign up for a secret pal. It is customary to bring your secret pal a little gift or treat to the meetings. Keep in mind your secret pal's birthday too! You drop them with your pal's name on the table by the sign in table. At the last meeting of the year, you reveal yourself to your pal by taking them your gift in person! This is a great way to get to know someone that maybe you don't know as well as others too!

To help your secret pal know your preferences, please answer the questions below. You can email the completed form to me at ChristyQuilting@gmail.com or postal mail to me:

Christy Sprecco - 13201 Vista Parque Ct, - Lakeside, CA 92040

Name _____

Mailing Address _____

Phone _____ Birthday and Month _____

Preferred Fabric types _____

Do you love pre-cuts? What kind? _____

Are you open to receiving used books and patterns? _____

Besides, quilts, what other crafting do you enjoy? _____

Do you have other hobbies or collections? _____

Favorite Holiday? _____

Favorite Snacks/beverages _____

Favorite book types _____

What else interests you? _____

Return to Christy Sprecco by 10/31 to be included in the secret pal program this year.

Fantabulous Backs

Extra Wide Quilting Fabrics by the yard


Many Selections to Choose From



PATRIOTIC FABRICS



KAFFE/TULA




BATIKS



CIVIL WAR REPRODUCTIONS



RILEY BLAKE



AND MANY OTHERS

★ MONTHLY SPECIAL ★


Buy \$100.00 of fabric (excluding tax) & receive a free Brand new 45 ml Olfa Blade

Buy \$150.00 of fabric (excluding tax) & receive a free Brand new 60 ml Olfa Blade

* Not valid with any other offer


SAVE TIME AND MONEY!

44/45"



VS

108"



NO MORE PIECING!



WILLIAMS-SONNET

- 100% Cotton
- Flannels
- White/White
- Solid Colors
- and Much More!

www.fantabulousbacks.com

619-804-6062

fantabulousbacks@gmail.com



@fantabulousbacks



Candi Ravenscraft, Newsletter Editor
PO Box 20483
El Cajon, CA 92021
Sunshinequilters.com