



## Needle & Thimble News



### President's Message

Happy Autumn, Sunshine Quilters! We are beginning to see some leaves change, and hopefully, we will have cooler days and nights presently. It will be so nice to have an evening snuggled down with a quilt and a steaming bowl of soup.

For our meeting on October 12<sup>th</sup>, we will meet over Zoom because our speaker will be Lisa Walton, a textile artist located in Australia. If you have any Show & Tell items, please forward photos to Christy Sprecco. Christy will provide a Zoom link for the meeting as the date nears.

For our November meeting, we will be back at Renette Center on November 9<sup>th</sup>, and our speaker will be Sandy Corbin, who will discuss "Making Scrappy Quilts Fresh". On Saturday, November 13<sup>th</sup>, she will present a workshop on "Invisible Machine Applique". The workshop will be held at the Community Center at Lake Jennings Park Estates. We will provide a map and gate code to all attendees prior to the workshop date. Just a reminder, all members are being gifted with one free workshop this year. And if you bring a non-Sunshine guest, their workshop will also be free.

We normally provide an updated Directory and raffle tickets to all members at our October meeting. Because we will not have an in-person meeting in October, these items will be distributed at the November meeting. So be sure to get your membership in soon to have a chance to win our fabulous Opportunity Quilt. You may forward your Membership Application and payment directly to Connie Smith, our Sunshine Treasurer.

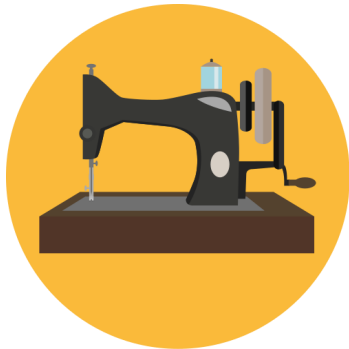
Stay healthy and happy quilting,  
Kathy Manuel



Karen Collin  
Dancing Vine Quiltworks  
Hand Guided Machine Quilting  
(619) 318-5806 • kcsewnstamp@cox.net • quotes available



**For sale:** 221 Featherweight with case, \$400.  
Restored to like new condition. Call Janet Harris  
at 619-390-5224



**Patty Sprecco**  
*Independent Beauty Consultant*

619-890-6277  
Patricia.Sprecco@cox.net  
[www.MaryKay.com/psprecco](http://www.MaryKay.com/psprecco)

FIC•COLLAGE

Sunshine Quilters of San Diego meets the second Tuesday of each month (Sept-June) at Renette Park at 935 South Emerald Ave., El Cajon. New members are always encouraged, dues are \$50 per year, which includes \$20 worth of Opportunity Quilt tickets. Guests are welcome at \$5 a visit. Doors open at 6:30 pm, meetings begin at 7:00 pm.

For more information please visit our website at:  
[www.Sunshinequilters.com](http://www.Sunshinequilters.com)

## Sunshine Quilters of San Diego 2021-2022 Positions

Position	Member
President	Kathy Manuel
1st Vice President	Beth Van Gelder
2nd Vice President	Sherri Necochea
Secretary	Lorna Bisson
Treasurer	Connie Smith
Door Prizes	Connie Smith
Membership	Pam Davis
Membership Assistant	
Cuddle Quilt Coordinator	Tanya Althof
Parliamentarian	
Newsletter Editor	Candi Ravenscraft
Assistant Editor	Carol Santos
Mailbox Info Table	Carol Santos
Website	Christy Sprecco
Advertising	
Librarian	
Hospitality/Refreshments	
Directory	
Meeting Room Manager	Kathy Manuel
Retreat Coordinator	Candi Ravenscraft
Secret Pal Coordinator	
Guardian of 2021 Opportunity Quilt & Tickets	Kathy Manuel
Fund Raising (Ways & Means) Committee Lead	
Fund Raising Committee Member (1)	
Fund Raising Committee Member (2)	
Fund Raising Committee Member (3)	
2022-2023 Opportunity Quilt Planning	Kathy Manuel
Challenge Coordinator	Jennifer Phillips
UFO Challenge Coordinator	Sandi Delman
Historian/Meeting Photographer	Jan Hayman
SCCQG Representative	Marilyn Sidler/Kathy Manuel
Block of the Month (BOM) Coordinator	Lorna Bisson
September BOM	Sandi Delman
October BOM	Pam Davis
November BOM	Teresa Wiesendanger
December BOM	Sue Cox
January BOM	Cecilia Midgette
February BOM	Jean Zuniga
March BOM	Hallie McCoy
April BOM	Marilyn Sidler
May BOM	
Seasonal Opportunity Quilt Coordinator	
September/October Quilt Donor	Christy Sprecco and Jean Zuniga
November/December Quilt Donor	
January/February Quilt Donor	Janet Harris
March/April Quilt Donor	
May/June Quilt Donor	

## MEMBERSHIP REGISTRATION

### TOP TEN REASONS TO JOIN SUNSHINE QUILTERS OF SAN DIEGO:

1. Inspiring speakers that are sure to challenge, encourage and give you great new ideas!
2. Workshops at reduced membership rates!
3. Two free guest passes!
4. Library of quilting books always at your fingertips!
5. Secret Pal possibilities!
6. Free cookies and desserts!
7. Door prizes, potlucks and auctions!
8. A place to show off your projects to people who can REALLY appreciate all your hard work!
9. New quilting friends!
10. TO BE A PART OF THE BEST, MOST FRIENDLY GROUP OF QUILTERS EVER FOUND!!

Use the application below and mail to:

**CONNIE SMITH**  
PO BOX 937  
ALPINE, CA 91903-0937

**Check Payable to: Sunshine Quilters of San Diego**

**MEMBERSHIP APPLICATION 2021-2022**  
**SUNSHINE QUILTERS OF SAN DIEGO**  
**COST OF \$50.00 FOR A YEAR**

Name: \_\_\_\_\_

Address: \_\_\_\_\_

City, State & Zip Code: \_\_\_\_\_

Phones - Home: \_\_\_\_\_ Cell or Work: \_\_\_\_\_

Email Address: \_\_\_\_\_

Newsletter Delivery by: USPS: \_\_\_\_\_ Or e-mail: \_\_\_\_\_ Birthday (Month/Day): \_\_\_\_\_

Membership committee only:

Date Paid: \_\_\_\_\_ Amount: \_\_\_\_\_ By Committee Member: \_\_\_\_\_

Check number: \_\_\_\_\_ or Cash: \_\_\_\_\_



## Sunshine Quilters of San Diego Meeting Minutes

The meeting was called to order at 7:00 p.m. by Kathy Manuel. We met in the Community Center at Renette Park (with our new speaker system!).

### Announcements:

- The Directory will be available at the November meeting along with the Opportunity Quilt tickets.
- The newsletter is available on our website, [sunshinequilters.com](http://sunshinequilters.com)
- October meeting will be a Zoom meeting. Please send picture of your sharing to Christy Sprecco

### Reports:

**Cuddle Quilts:** Tanya presented a new design – Oh My Stars, a free quilt pattern from Pat Sloan. Kits and the pattern were available at the meeting along with all the other items to make cuddle quilts.

**Programs:** Beth Van Gelder shared the program line up for this year. October will be the only Zoom meeting so we can host Lisa Walton from Australia. (Check out [lisawaltonartist.com](http://lisawaltonartist.com) for beautiful examples of her work.) Workshops are planned for November 13, January 15, February 9, March 9, and April 12. Signups are available. Everyone gets 1 free workshop. You can bring a friend—also for free. The goal is to grow the guild. A list of all programs and workshops are in the newsletter.

**Challenge:** Jennifer reviewed this year's challenge – “A Tribute to the Beatles”. A 12” x 16” quilt (minimum size), inspired by the title or lyrics of a Beatles song, must include 3 challenge fabrics (available from Jennifer for \$10/yard or from Rosie's). Other fabrics may also be used. The quilt must also include a “beetle”. The finished project is due at the May meeting

**21-22 Opportunity Quilt:** Tickets will be available at the November meeting. \$1 each or 6 for \$5.

**Retreat:** The retreat for 12-15 May 2022 at Vina de Lestonnac Retreat Center. If you are interested in attending, please redo the application, and send your check by mail to Candi Ravenscraft.

**Fund Raising:** December 4 is the Summers Past Farm's Craft Fair. Keep making items to sell. Donations are welcome. Let Kathy Manuel know if you have items. She will hold items at her house.

**Website:** If you notice a problem with the website, please notify Christy Sprecco.

**Advertisement:** A letter has been sent out to businesses for the opportunity to place an ad in our monthly newsletter.

**Treasurer:** The budget will be out at the November meeting and then updated monthly for members.

**Block of the Month:** Sandi Delman presented the September block of the month, “Sweet Apple”, with the pattern in the September newsletter. Bring your completed apple block to the NOVEMBER meeting (since October is a Zoom meeting) with your \$1 for the drawing. Pam Davis will present October's BOM at the next meeting (also due in November).

**Seasonal Opportunity Quilt:** Christy Sprecco and Jean Zuniga offered the September/October quilt. For a chance to win, you may buy a ticket from then for \$1 or 6 tickets for \$5. Janet Harris will have a quilt for change to win in January/February. Any takers for November/December?

**UFO Challenge:** Still have UFOs you are trying to complete? No prizes this year, just bragging rights! See Sandi Delman if you are interested in this “unofficial challenge” and get your list to her.

Members enjoyed popsicles at break time.

**Sharing:** Twelve beautiful projects were shared by members with the group. The presentation can be viewed on our Facebook page.

**Door prizes:** Cuddle quilt kits and fat quarters were won by Debbie, Janet, Pat, and Kathy.

Respectfully submitted by Lorna Bisson

## Here is the Zoom info for the October Meeting:

Christy is inviting you to a scheduled Zoom meeting.


### [Join Zoom Meeting](#)

One tap mobile: US: [+16699006833](tel:+16699006833),[98089500147](tel:+198089500147)#,...,[\\*51053357](tel:+151053357)# or [+13462487799](tel:+13462487799),[98089](tel:+198089)

Meeting URL: <https://massmutual.zoom.us/j/98089500147?pwd=dIBlcmV0Tkk4ZW5FcUJhWG0vMUw2dz09>

Meeting ID: 980 8950 0147

Passcode: Sunshine



## 2021-2022 Opportunity Quilt



## Sunshine Quilters of San Diego 2021 – 2022 Program



### **October 11** Lisa Walton “Leap and the Net Will Appear”

In this one hour Zoom presentation, Lisa will take us on her creative journey and you will see how her work has developed over the years and the milestones and ‘leaps’ she has taken.

### **November 9** Sandy Corbin “Making Scrappy Quilts Fresh”

“I have always loved using lots of different fabrics in my quilts. This is what drew me to making scrappy quilts. In this talk I describe the different styles of scrappy quilts and share what makes scrappy quilts fresh.”

### **November 13** Sat Sandy Corbin Workshop

We will learn Sandy’s Invisible Machine Applique technique as we construct beautiful butterflies in this 6 hour workshop.

### **January 11** Sue Bouchard “Modern Quilting”

Sue Bouchard has been quilting since she was 12 and sewing since she was 4. She began quilting before rotary cutters and self healing mats! Sue spent over 25 years working and teaching at Quilt in a Day. She loves making and designing modern quilts. Her passion is teaching and inspiring others on their creative journey!

### **January 15** Sue Bouchard “All About Binding”

The goal of this technique-oriented hands-on class is to learn six different methods of binding. They include Straight, French, Accent, Back to Front, Infinity and techniques on how to change the color of the binding to enhance the design of the front of your quilt. Each one offers a different design option for the perfect finished to your design.

### **February 8** Kim Brownell “Wacky Fusion”

The “Wackydoodle Quilter” is coming from the Sacramento area. Her Wacky Fusion lecture is a combination trunk show and “Challenges, What To Do?” She calls herself the “Wackydoodle Quilter” describing her easy-going, whimsical style and tendency to ignore the “quilt Police”. Kim will spark imagination and inspiration through her passion for quilt challenges.

### **February 9** Kim Brownell Workshop- Quilted Workshop Jigsaw Puzzle- Sunrise/Sunset

Kim will teach us her quilted jigsaw puzzle technique using raw-edge fusible appliqué. It leaves a negative space between each piece. If a black background fabric is used, your piece will have a wonderful and stunning stained glass look.

### **March 8** Scarlett Rose “A Look at Modern Celtic Quilts”

Coming to us from Anderson Ca, Scarlet will discuss what’s been happening with bias applique. See some amazing bias tape quilt designs made by modern quilters, art quilters and Celtic quilters.

### **March 9** Scarlett Rose Workshop “Crystalized Celtic Workshop” 6 hours

This innovative Celtic design, if set on point, makes a 32" medallion block. It can also be set on square for a 22" block. Large loops allow for the use of fussy cut large print fabrics or your own inkjet printed fabric. This workshop can be for either hand or machine applique. This block is from the [Crystalized Celtic](#) pattern.

### **April 12** Sue Nash “My Journey to Collage”

Susy Nash is a Certified Laura Heine Instructor. Coming to us from Redlands California, she will share her quilt journey through her quilts.

### **April 15** Sue Nash Workshop “Featherweight” 6 hours

We will make our own collage of a Featherweight sewing machine in this 6 hour workshop.

### **May 10** Trudy Cleveland lecture “Shoot Your Quilt”

Trudy started sewing, like many of us at age 12. She is a long-arm quilter who eased into photography by the need to photograph her customers’ quilts. “Shoot Your Quilt”, includes tips and techniques on using your smart phone for documenting your quilts. It will include why you should take photographs your quilts, how to take professional looking images, and what to do with your images.

# Sunshine Quilters of San Diego 2021-2022 Workshops

## Saturday, November 13 – Sandy Corbin, Invisible Machine Applique

In this 6-hour workshop, we will learn Sandy's Invisible Machine Applique technique as we construct beautiful butterflies.




## Saturday, January 15 – Sue Bouchard, All About Binding

Sue will be presenting a workshop on six methods of binding a quilt, and will cover: straight binding, French, accent, back to front, infinity and techniques on how to change the color of the binding to enhance the design of the front of your quilt.

## Wednesday, February 9 – Kim Brownell, Sunrise/Sunset Jigsaw Puzzle

With this technique, students can combine two hobbies, because it is very much like piecing together a jigsaw puzzle. A raw-edge fusible applique is used leaving a negative space between each piece. The background fabric can be in any color, but if black is used, the piece will have a wonderful stained glass look. The \$20 kit is required, and includes the pattern.





**Wednesday, March 9 – Scarlett Rose, Crystallized Celtic**

This innovative Celtic design, if set on point, makes a 32” medallion block. It can also be set on square for a 22” block. Large loops allow for the use of fuzzy cut large print fabrics or your own inkjet-printed fabric. This workshop can be for either hand or machine applique.



**Saturday, April 16 – Sue Nash, Featherweight**


In this workshop, we will make our own collage of a Featherweight sewing machine in this 6-hour workshop. A kit of pre-fusible fabrics will be available from the teacher.



## September BOM Deadline

Did you get your Sweet Apple block finished? Since we are having a Zoom meeting in October...you still have time to get it done! Drawing for September BOM will be at the November meeting. If you have any question(s) reach out!

Sandi Delman  
September BOM Coordinator



## "Unofficial" Challenge 2021-2022 UFO Incentive

Many of you enjoy the push of getting UFOs done. I will say that I am among you! If you wish to have that push to get seven projects done that otherwise you might not...your opportunity is now. It is "Unofficial" because the prizes are Bragging Rights! Of course there could be a surprise at the conclusion in June. In this newsletter you will find the Rules and the Form that will have you included this year. Fill in the Form and get it to me any way you can (contact information in the directory). It would be great to have your seven on the Form before the October meeting since the project to complete during the month will be selected in November.

If you have any question(s) reach out!

Sandi Delman  
"Unofficial" Challenge 2021-2022 UFO Incentive Coordinator



# Sunshine Quilt Guild

## 2021-2022 Unofficial Challenge: UFO (Unfinished Fabric Object) Incentive

Do you have any unfinished projects piled up or hidden somewhere? It is time to confess because this is it - an opportunity to get them out, dust them off, and free up one of your project storage containers! Select seven that you would like to finally finish. It can be any fabric object.

List seven projects on the attached form that you want to finish this membership year, mail (email fine) the form to Sandi Delman (address in directory.) At each meeting beginning in October a number will be drawn to indicate which project is to be finished before the next meeting. There will be no prizes associated to this Unofficial Challenge except for bragging rights!

### Details:

Fill out the attached form with information about the seven unfinished projects you would like to complete this year. Explain what needs to be done to finish each project and give a little information about the project such as the pattern name or dominate color etc, so it can be identified when you show it. There are two forms, they need to be identical. One copy is for you and the other is to be mailed (email fine) to Sandi Delman (address in directory), hopefully before the October meeting when the first number will be drawn.

**A member must be in the challenge from the beginning - no jumping in after it has started for any reason.**

All projects must be totally finished by the assigned month including a label, if it is a quilt. However, due to difficulty in getting large quilts quilted in a timely manner, it will be allowed to show an unquilted top **over 45x45** for your name to go in that month's bragging rights drawing. However, the quilt will need to be completed, including a label, for your name to be included in the final June drawing.

Should you NOT have that month's project done you will not be included in the bragging rights drawing for that month (except if you apply to the over 45x45 exception).

If you're unable to attend a meeting then give your project to someone to show for you.

Your name goes into the monthly bragging rights drawing only if you show the particular project you were to complete that month. If you complete all seven projects your name will be in the final bragging rights drawing seven times. If you don't get the 45x45 quilt, that exception mentioned above, your name will be withdrawn from the final bragging rights drawing.

If your project needs to be done and ownership changed before it is called to be worked you can show it at any month. You will be included in that project's monthly bragging rights drawing.

There are seven opportunities for you to be the Grand Bragging Rights winner!

Hopefully this will leave us with fewer UFOs and some wonderful finished projects.



# Sunshine Quilt Guild

Unofficial Challenge 2021-2022

UFO Incentive

Seven projects I WILL finish this year...

(My Copy)		Date to share:	Completed: Yes or No
1			
2			
3			
4			
5			
6			
7			

# Sunshine Quilt Guild

Unofficial Challenge 2021-2022

UFO Incentive

Seven projects I WILL finish this year...

NAME \_\_\_\_\_

\_\_\_\_\_

\_\_\_\_\_

\_\_\_\_\_

(Project Chairman's Copy)		Date to share:	Completed: Yes or No
1			
2			
3			
4			
5			
6			
7			

# October Block of the Month

## Punkin' Patch A Bonnie Hunter Pattern

We will be making 1 striped pumpkin block.

### Orange scraps

at least 5" long and 3/4" to 2" wide

**Black Background**, Plain or small print

4 - 1 3/4" squares

2- 2 1/2" x 3" rectangles

1 - 2 1/2" x 6 1/2" rectangle

1 - 1 1/2" x 2 1/2" rectangle

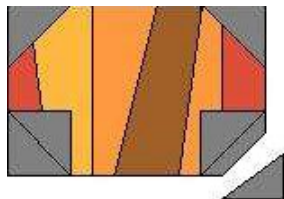
### Green

1 - 1 1/2" x 2 1/2" rectangle

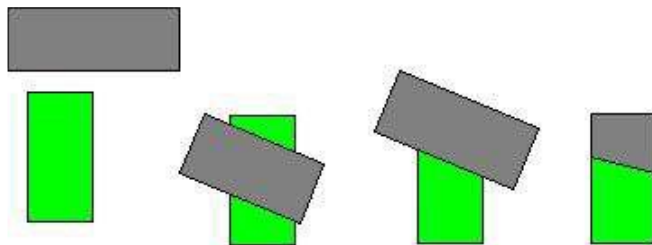
### Directions

trim strip set to 4 1/2" x 6 1/2". Press seams in one direction.

Using the black 1 3/4" squares add to corners of your pumpkin. Trim corners and Press to black.



Make stem following picture. Using the green piece and the 1 1/2" x 2 1/2" black.



Trim to 1 1/2" x 2 1/2" Press to black. Add the 2 1/2" x 3" black pieces to each side of stem. Press to black.

Sew the 2 1/2" x 6 1/2" black to top ro bottom of pumpkin. Press to black

Pumpkin will measure 6 1/2" wide x 8 1/2" tall.

Contact Pam Davis for questions

*Seasonal Opportunity Quilt*



Happy members enjoying delicious ice cream treats!



# September Sharing



Karen Collin

Arlene Watters



Christy Sprecco



Pam Davis







Jennifer Phillips didn't make one stunner, she had to make two!



Jan Hayman's Christmas Quilt





Julie Dale's Lonestar Quilt  
Legacy



# Fantabulous Backs

Extra Wide Quilting Fabrics by the yard

Many Selections to Choose From



PATRIOTIC FABRICS



KAFFE/TULA




BATIKS



CIVIL WAR REPRODUCTIONS



RILEY BLAKE



AND MANY OTHERS

## ★ MONTHLY SPECIAL ★

Buy \$100.00 of fabric (excluding tax) & receive a free Brand new 45 ml Olfa Blade

Buy \$150.00 of fabric (excluding tax) & receive a free Brand new 60 ml Olfa Blade

\* Not valid with any other offer


SAVE TIME AND MONEY!

44/45"



VS

108"



NO MORE PIECING!



WILL BLESS YOUR

- 100% Cotton
- Flannels
- White/White
- Solid Colors
- and Much More!

[www.fantabulousbacks.com](http://www.fantabulousbacks.com)

619-804-6062

[fantabulousbacks@gmail.com](mailto:fantabulousbacks@gmail.com)



@fantabulousbacks



Candi Ravenscraft, Newsletter Editor  
PO Box 20483  
El Cajon, CA 92021  
Sunshinequilters.com