



Needle & Thimble News



President's Message

Hello Sunshine Quilters and welcome back!

I hope that everyone has been keeping cool in this hot weather, and busy with new quilting projects. I keep trying to catch up on UFO's, but so many new and exciting projects catch my eye instead. And efforts to clean my quilting room only distracts me with fabrics I'd forgotten about or patterns I want to test.

I'm excited to announce that we will once again be meeting at Renette Center beginning with our September 14th meeting. We have a variety of new speakers and workshops planned for this year, and hope that you will take advantage of the opportunities to enhance your skills or learn a new one. Our October meeting will be held over Zoom as Lisa Walton is a textile artist located in Australia. But we'll be back to Renette Center in November.

I want to thank Tanya Althof and all of the guild members who submitted cuddle quilts at the June meeting. Tanya shared those 74 quilts were turned in for the children at the women's shelter. This is a wonderful, caring way to share our craft with some deserving youngsters.

The September meeting is traditionally our Ice Cream Social, but this year we will change it up a little bit. We will provide a variety of individually wrapped ice cream bars and fruit popsicles for your enjoyment. Because of COVID case spikes, the San Diego County health department is recommending that people wear masks indoors, but we will leave it up to your best judgment.

Stay healthy and happy quilting,
Kathy Manuel



Outgoing President, Kathy Barnes was presented with a beautiful quilt by incoming president, Kathy Manuel.

We are looking forward to a fun year together!



Karen Collin
Dancing Vine Quiltworks
Hand Guided Machine Quilting
(619) 318-5806 • kcsewnstamp@cox.net • quotes available



For sale: 221 Featherweight with case, \$400.
Restored to like new condition. Call Janet Harris
at 619-390-5224



Patty Sprecco
Independent Beauty Consultant

619-890-6277
Patricia.Sprecco@cox.net
www.MaryKay.com/psprecco



FIC•COLLAGE

Sunshine Quilters of San Diego meets the second Tuesday of each month (Sept-June) at Renette Park at 935 South Emerald Ave., El Cajon. New members are always encouraged, dues are \$50 per year, which includes \$20 worth of Opportunity Quilt tickets. Guests are welcome at \$5 a visit. Doors open at 6:30 pm, meetings begin at 7:00 pm.

For more information please visit our website at:
www.Sunshinequilters.com

Sunshine Quilters of San Diego 2021-2022 Positions

| Position | Member |
|--|---------------------------------|
| President | Kathy Manuel |
| 1st Vice President | Beth Van Gelder |
| 2nd Vice President | Sherri Necochea |
| Secretary | Lorna Bisson |
| Treasurer | Connie Smith |
| Door Prizes | Connie Smith |
| Membership | Pam Davis |
| Membership Assistant | |
| Cuddle Quilt Coordinator | Tanya Althof |
| Parliamentarian | |
| Newsletter Editor | Candi Ravenscraft |
| Assistant Editor | Carol Santos |
| Mailbox Info Table | Carol Santos |
| Website | Christy Sprecco |
| Advertising | |
| Librarian | |
| Hospitality/Refreshments | |
| Directory | |
| Meeting Room Manager | Kathy Manuel |
| Retreat Coordinator | Candi Ravenscraft |
| Secret Pal Coordinator | |
| Guardian of 2021 Opportunity Quilt & Tickets | Kathy Manuel |
| Fund Raising (Ways & Means) Committee Lead | |
| Fund Raising Committee Member (1) | |
| Fund Raising Committee Member (2) | |
| Fund Raising Committee Member (3) | |
| 2022-2023 Opportunity Quilt Planning | Kathy Manuel |
| Challenge Coordinator | Jennifer Phillips |
| UFO Challenge Coordinator | Sandi Delman |
| Historian/Meeting Photographer | Jan Hayman |
| SCCQG Representative | Marilyn Sidler/Kathy Manuel |
| Block of the Month (BOM) Coordinator | Lorna Bisson |
| September BOM | Sandi Delman |
| October BOM | Pam Davis |
| November BOM | Teresa Wiesendanger |
| December BOM | Sue Cox |
| January BOM | Cecilia Midgette |
| February BOM | Jean Zuniga |
| March BOM | Hallie McCoy |
| April BOM | Marilyn Sidler |
| May BOM | |
| Seasonal Opportunity Quilt Coordinator | |
| September/October Quilt Donor | Christy Sprecco and Jean Zuniga |
| November/December Quilt Donor | |
| January/February Quilt Donor | Janet Harris |
| March/April Quilt Donor | |
| May/June Quilt Donor | |



June meeting in the park.
Everyone brought their own picnic dinner and a good time was had by all.



Winner Winner Chicken Dinner!
Christy Sprecco won the patriotic BOM,
which was organized by Cecelia
Midgette.



The 2020-2021 Opportunity Quilt was won by
Legacy member Gaylon Monteverde. Kathy
Manuel called her after the drawing and she
was delighted!



Sunshine Quilters of San Diego 2021 – 2022 Program



October 11 Lisa Walton “Leap and the Net Will Appear”

In this one hour Zoom presentation, Lisa will take us on her creative journey and you will see how her work has developed over the years and the milestones and ‘leaps’ she has taken.

November 9 Sandy Corbin “Making Scrappy Quilts Fresh”

“I have always loved using lots of different fabrics in my quilts. This is what drew me to making scrappy quilts. In this talk I describe the different styles of scrappy quilts and share what makes scrappy quilts fresh.”

November 13 Sat Sandy Corbin Workshop

We will learn Sandy’s Invisible Machine Applique technique as we construct beautiful butterflies in this 6 hour workshop.

January 11 Sue Bouchard “Modern Quilting”

Sue Bouchard has been quilting since she was 12 and sewing since she was 4. She began quilting before rotary cutters and self healing mats! Sue spent over 25 years working and teaching at Quilt in a Day. She loves making and designing modern quilts. Her passion is teaching and inspiring others on their creative journey!

January 15 Sue Bouchard “All About Binding”

The goal of this technique-oriented hands-on class is to learn six different methods of binding. They include Straight, French, Accent, Back to Front, Infinity and techniques on how to change the color of the binding to enhance the design of the front of your quilt. Each one offers a different design option for the perfect finished to your design.

February 8 Kim Brownell “Wacky Fusion”

The “Wackydoodle Quilter” is coming from the Sacramento area. Her Wacky Fusion lecture is a combination trunk show and “Challenges, What To Do?” She calls herself the “Wackydoodle Quilter” describing her easy-going, whimsical style and tendency to ignore the “quilt Police”. Kim will spark imagination and inspiration through her passion for quilt challenges.

February 9 Kim Brownell Workshop- Quilted Workshop Jigsaw Puzzle- Sunrise/Sunset

Kim will teach us her quilted jigsaw puzzle technique using raw-edge fusible appliqué. It leaves a negative space between each piece. If a black background fabric is used, your piece will have a wonderful and stunning stained glass look.

March 8 Scarlett Rose “A Look at Modern Celtic Quilts”

Coming to us from Anderson Ca, Scarlet will discuss what’s been happening with bias applique. See some amazing bias tape quilt designs made by modern quilters, art quilters and Celtic quilters.

March 9 Scarlett Rose Workshop “Crystalized Celtic Workshop” 6 hours

This innovative Celtic design, if set on point, makes a 32" medallion block. It can also be set on square for a 22" block. Large loops allow for the use of fussy cut large print fabrics or your own inkjet printed fabric. This workshop can be for either hand or machine applique. This block is from the [Crystalized Celtic](#) pattern.

April 12 Sue Nash “My Journey to Collage”

Susy Nash is a Certified Laura Heine Instructor. Coming to us from Redlands California, she will share her quilt journey through her quilts.

April 15 Sue Nash Workshop “Featherweight” 6 hours

We will make our own collage of a Featherweight sewing machine in this 6 hour workshop.

May 10 Trudy Cleveland lecture “Shoot Your Quilt”

Trudy started sewing, like many of us at age 12. She is a long-arm quilter who eased into photography by the need to photograph her customers’ quilts. “Shoot Your Quilt”, includes tips and techniques on using your smart phone for documenting your quilts. It will include why you should take photographs your quilts, how to take professional looking images, and what to do with your images.

MEMBERSHIP REGISTRATION

TOP TEN REASONS TO JOIN SUNSHINE QUILTERS OF SAN DIEGO:

1. Inspiring speakers that are sure to challenge, encourage and give you great new ideas!
2. Workshops at reduced membership rates!
3. Two free guest passes!
4. Library of quilting books always at your fingertips!
5. Secret Pal possibilities!
6. Free cookies and desserts!
7. Door prizes, potlucks and auctions!
8. A place to show off your projects to people who can REALLY appreciate all your hard work!
9. New quilting friends!
10. TO BE A PART OF THE BEST, MOST FRIENDLY GROUP OF QUILTERS EVER FOUND!!

Use the application below and mail to:

CONNIE SMITH
PO BOX 937
ALPINE, CA 91903-0937

Check Payable to: Sunshine Quilters of San Diego

MEMBERSHIP APPLICATION 2021-2022
SUNSHINE QUILTERS OF SAN DIEGO
COST OF \$50.00 FOR A YEAR

Name: _____

Address: _____

City, State & Zip Code: _____

Phones - Home: _____ Cell or Work: _____

Email Address: _____

Newsletter Delivery by: USPS: _____ Or e-mail: _____ Birthday (Month/Day): _____

Membership committee only:

Date Paid: _____ Amount: _____ By Committee Member: _____

Check number: _____ or Cash: _____



Sunshine Quilters of San Diego Meeting Minutes

The meeting was called to order at 7:00 p.m. by Kathy Barnes. We met on the lawn in Renette Park.

As an opener we were asked to tell something funny about ourselves.

Sign up sheets were passed around for guild positions for next year and if sharing something at tonight's meeting.

Announcements:

- Kathy offered her thanks for the officers for and all who signed up for positions this year and last.
- Panel of officers was presented and approved by members.
- Discussion of the need for a sound system for our meetings. Buying a system was approved by members.
- The newsletter is available on our website, sunshinequilters.com
- Everyone won door prizes!

Reports:

Programs: Beth Van Gelder shared the program line up for 2021-2022. October will be the only Zoom meeting so we can host a guest speaker from Australia. Workshops are planned for November, January, February, March and April. Everyone gets 1 free workshop. You can bring a friend—also for free. The goal is to grow the guild. A list of all programs will be sent out to all members.

Challenge: Jennifer announced the challenge for the upcoming year – “A Tribute to the Beatles”. The 12” x 16” quilt (minimum size), inspired by the title or lyrics of a Beatles song, must include 3 challenge fabrics (available from Jennifer for \$10/yard or from Rosie's). Other fabrics may also be used. The quilt must also include a “beetle”. The finished project is due at the May meeting

Cuddle Quilts: Tanya collected cuddle quilts tonight. Member could also bring to her house in the next couple days. She showed a new design Breezy Windmills. Contact her if you need supplies to make cuddle quilts.

21-22 Opportunity Quilt: The quilt is completed! Tickets will be printed.

20-21 Opportunity Quilt: The quilt was won by Gaylon. Kathy Manuel called her to give her the good news.

Retreat: Waiting for information about the retreat for May 2022 at Vina de Lestonnac Retreat Center

Fund Raising: The next Summers' Past Farms craft fair will be in the fall. Start making items to sell.

Sharing: Twelve beautiful projects were shared by members with the group. The presentation can be viewed on our Facebook page.


Kathy Manuel presented our guild president, Kathy Barnes, with a special quilt titled “Seeing Stars.” Thank you, Kathy Barnes, for your inspired dedication and leadership as President of Sunshine Quilters of San Diego, 2019 – 2021 and specially for keeping us going through this pandemic.

Respectfully submitted by Lorna Bisson

September 2021 Block of the Month

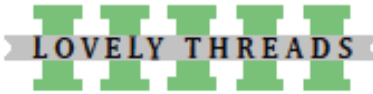
Sweet Apple is the pattern for this month's project. I was a visitor at my Mom's monthly meeting of Quilters By The Bay and this was their September BOM. I asked for the pattern and now you have it along with images of part of the blocks turned in at my Mom's meeting, a wall hanging idea and finally a quilt version. Using your own stash you will need white as the background, red as the apple, green as the leaf and brown as the stem. Follow the directions provided and make one of these cute apples and a chance to win the entire barrel! If you have any question drop me a message or call.

Sandi Delman



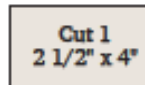
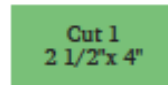
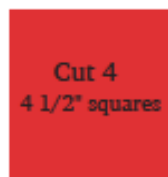
SWEET APPLE

QUILT BLOCK




#sweetapplequiltblock
 @mollylovelythreads
 www.mollykohler.com

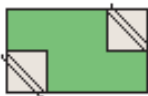
Cutting Directions



Block Assembly



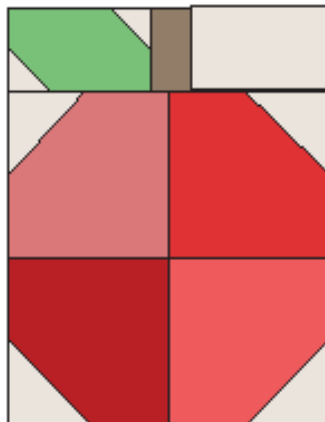
Draw a diagonal line on the back of the $2\frac{1}{2}$ " squares. Place in the corner of a red square and sew along the drawn line. Trim $\frac{1}{4}$ " from the seam and press seams toward the red fabric. Make 4.



Draw a diagonal line on the back of the $1\frac{1}{2}$ " squares. Sew one to the top right corner and one to the bottom left corner. Sew on the drawn line and trim $\frac{1}{4}$ " from the seam. Press toward green fabric.



Assemble the block as shown in the diagram on the left. Your finished block should measure $10\frac{1}{2}$ " x $8\frac{1}{2}$ ".



Finishing

For your convenience here are the measurements of the sashing and borders I used in my quilt. (cut dimensions)

Horizontal sashing: $2\frac{1}{2}$ "

Vertical sashing: $4\frac{1}{2}$ "

Inner Border: $4\frac{1}{2}$ "

Outer Border: $4\frac{1}{2}$ " red squares (does not finish exactly on the square)

Retreat Update

I reached out to Vina de Lestonnac to inquire about what to expect for our retreat in May 2022.

Her responses are shown in red below:

Attendance - work room capacity - 20 is ideal, (but under 25 works ok too)

Sleeping arrangements - doubles or singles only

Meals - Currently plates are being served by the kitchen staff as each guest goes through the buffet line. No salad bar (but hopefully by next year we can bring it back)

Check in time – no earlier than 2pm (or maybe 3pm if we are still having be under Covid cleaning protocols)

Anything else I am forgetting? - All guests must be fully vaccinated. Masks must be worn in common areas, specifically when in the elevator and dining area, while getting meals and walking around. Once seated the mask can be removed. Masks do not need to be worn in your sewing room. Physical distancing and hand washing/sanitizing as often as possible. We can only hope that by next Spring, things are much better and we can be somewhat back to normal. Only time will tell!

That being said, I will review the current attendance list and who has paid a deposit. Paid guild members will have priority and then I will open up to outside guests/friends. We usually only have around 24 in attendance anyway, so I don't think it will be much of an issue.

We currently have 11 rooms reserved for 22 people.

\$419 4 days/3 nights Double occupancy
\$619 Single occupancy

\$308 3 days/2 nights Double occupancy
\$458 Single occupancy

Date Rate: \$15/ day + \$18/meal

I will try to answer any questions at the meeting.

Thanks,
Candi Ravenscraft
Retreat Coordinator



Sharing!



One of many beautiful quilts by Julie Dale

Jan Hayman shared this stunner.





Leslie Holben shared this lovely quilt coverlet



Tanya Althof shared her beautiful mermaid wall hanging. All of the panels have beaded details.



One of several shared by Pam Davis



I think that's Hallie McCoy behind this cute little quilt!





Sherrri Necochea shared her Christmas Quilt project.





Jean Zuniga and Pam David presented the 2021-2022 Opportunity Quilt. Many members participated in the making of this one. Great Job!



Fantabulous Backs

Extra Wide Quilting Fabrics by the yard


Many Selections to Choose From



PATRIOTIC FABRICS



KAFFE/TULA




BATIKS



CIVIL WAR REPRODUCTIONS



RILEY BLAKE



AND MANY OTHERS

★ MONTHLY SPECIAL ★


Buy \$100.00 of fabric (excluding tax) & receive a free Brand new 45 ml Olfa Blade

Buy \$150.00 of fabric (excluding tax) & receive a free Brand new 60 ml Olfa Blade

* Not valid with any other offer


SAVE TIME AND MONEY!

44/45"



VS

108"



NO MORE PIECING!



WILL BLESS YOUR

- 100% Cotton
- Flannels
- White/White
- Solid Colors
- and Much More!

www.fantabulousbacks.com

619-804-6062

fantabulousbacks@gmail.com



@fantabulousbacks



Candi Ravenscraft, Newsletter Editor
PO Box 20483
El Cajon, CA 92021
Sunshinequilters.com