



## Needle & Thimble News



### President's Message

Wow, what a wonderful and fruitful idea it was to add our Opportunity Quilt photo and information to Facebook pages. Thank you for the idea and thank you to all who put it up on your page!

Tuesday, March 2<sup>nd</sup> at Renette Park should be a lovely evening to meet again casually. We gather from 4:00 – 5:00 pm in the grass near the parking lot. Bring your own chair, mask, and activities to work on or share. You can also bring completed BOM, ticket stubs, Secret Pal gifts and/or pick up more “opportunity” tickets. I hope to see you there.

Craft sale at Summers Past has been confirmed for December so please continue, or begin making something wonderful to donate to our table. Thank you!

I'd make this message longer, but I've got to go pull weeds. Big yards definitely have their drawbacks! Happy sewing and plant some flowers! – Kathy Barnes

#### **This month's speaker is Alicia Campbell “The Batty Lady”**

Alicia does hours of research about current products and trends in batting, she talks to manufacturers, test samples of the battings, and makes quilts using both hand and machine methods. She takes numerous types of batting to shows and quilt guilds in California, Arizona and Nevada so that those in attendance can touch and feel the products. We look forward to her presentation Tuesday, March 9, 2021 at 7:00 pm



## 2020-2021 Opportunity Quilt Tickets

Contact Susan Cox about the raffle tickets for the opportunity quilt. She can send or deliver or mail tickets to anyone who has not yet received theirs or who want additional ones. It's a beautiful quilt. Call or text at 6199855394. Thanks so much.

### \$50. donation to the guild:

**Classy American Quilt Design Wall** (retractable & used, but like new)

<http://www.classyamericandesignwalls.com>

Contact Kathy Barnes

### Free to good home:

**Sew Ezi Table** (one slightly bent hinge & no cover because cat used as scratching post!)

<https://www.seweziusa.com>

Contact Kathy Barnes

### Free to good home:

**John Flynn Multi Frame System** (for quilting with your machine: used, but like new)

<https://www.flynnquilt.com>

Contact Kathy Barnes



## THREE THINGS

Three things in life that, once gone, never come back:

- Time
- Words
- Opportunity

Three things in life that can destroy a person:

- Anger
- Pride
- Unforgiveness

Three things in life that you should never lose:

- Hope
- Peace
- Honesty

Three things in life that are most valuable:

- Love
- Family & Friends
- Kindness

Three things in life that are never certain

- Fortune
- Success
- Dreams

Three things that make a person

- Commitment
- Sincerity
- Hard work

## Sunshine Quilters of San Diego 2020/2021 Positions

President	Kathy Barnes
1st Vice President	Kathy Manuel
2nd Vice President	Beth Van Gelder
Secretary	Lorna Bisson
Treasurer	Connie Smith
Door Prizes	Connie Smith
Membership	Sherri Necochea
Membership Assistant	Pam Davis
Cuddle Quilt Coordinator	Tanya Althof
Parliamentarian	Jennifer Phillips
Newsletter Editor	Candi Ravenscraft
Assistant Editor	Carol Santos
Mailbox Info table	Carol Santos
Website	Christy Sprecco
Advertising	Christy Sprecco
Librarian	Leslie Holben
Hospitality/Refreshments	Peggy Jencks
Directory	Karen Collin
Meeting Room Manager	Kathy Barnes/Connie Smith
Retreat Coordinator	Candi Ravenscraft
Secret Pal Coordinator	Susan Cox
Guardian of 20/21 Opportunity Quilt & Tickets	Susan Cox
20/21 Opportunity Quilter	Karen Collin
Fund Raising (Ways & Means) Committee Lead	Jennifer Phillips
Fund Raising Committee Assistant (1)	Lorna Bisson
Fund Raising Committee Assistant (2)	Candi Ravenscraft
Fund Raising Committee Assistant (3)	Carol Santos
21/22 Opportunity Quilt Planning Coordinator	Pam Davis
21/22 Opportunity Quilt Planning Assistant	Jean Zuniga
Challenge Coordinator	Sandi Delman
Historian/Meeting Photographer	(Still Needed)
SCCQG Representative	(Still Needed)
Monthly Block of the Month <b>Coordinator</b>	Lorna Bisson
September BOM Assignment	Lorna Bisson
October BOM Assignment	Sherri Necochea
November BOM Assignment	Sandi Delman
December BOM Assignment	Susan Cox
January BOM Assignment	Carolyn Matthias
February BOM Assignment	Hallie McCoy
March BOM Assignment	Marilyn Sidler
April BOM Assignment	Karen Collin
May BOM Assignment	Cecelia Midgette
Seasonal Opportunity Quilt <b>Coordinator</b>	N/A
September/October Quilt Donor	Jean Zuniga & Christy Sprecco
November/December Quilt Donor	TBD
January/February Quilt Donor	TBD
March/April Quilt Donor	TBD
May/June Quilt Donor	TBD



## 2020 – 2021 Opportunity Quilt “Down the Rabbit Hole”

92" X 92"

Design by Sarah Fielke ~ Custom Quilted by Robin Ruiz



**1 Opportunity Ticket ~ \$1.**

**6 Opportunity Tickets ~ \$5.**

Proceeds support Sunshine Quilters of San Diego Quilt Guild

**Drawing June 8, 2021 ~ Thank you for your Support**

## Favorite Quilty Websites, YouTube channels and Blogs

- ◆ Alex Anderson - [thequiltshow.com](http://thequiltshow.com) / AlexAnderson Live on YouTube Not made any of her projects/quilts but I have learned so much, and she is such a delight.
- ◆ Becky Thompson - Power Tools with Thread Facebook and YouTube. This lady has cost me a lot of money. Have learned a lot of new techniques and equipment. Her main emphasis is machine embroidery
- ◆ Deb Canham - Facebook live. Great techniques and projects for serging.
- ◆ Just Get it Done - YouTube quilter from Canada. Good organizational ideas, especially good for small space ideas.
- ◆ Pat Sloan has YouTube and Facebook sites.
- ◆ Quilting Arts on KPBS
- ◆ Quilting on Wisconsin Public Television
- ◆ Quilting is My Therapy, Free Motion Quilting Challenge and her new Midnight Quilter - I've learned so much from Angela Walters and she is a hoot!
- ◆ Bonnie Hunter
- ◆ Gudrun Erla - on Facebook, Gudrun's Quilt Crew



Sunshine Quilters of San Diego meets the second Tuesday of each month (Sept-June) at Renette Park at 935 South Emerald Ave., El Cajon  
New members are always encouraged, dues are \$50 per year, which includes \$20 worth of Opportunity Quilt tickets. Guests are welcome at \$5 a visit. Doors open at 6:30 pm, meetings begin at 7:00 pm.

For more information please visit our website at:

[www.Sunshinequilters.com](http://www.Sunshinequilters.com)



# ZOOMing

By Christy Sprecco

Here is the Zoom meeting information. I will send a reminder out that day too.  
Christy is inviting you to a scheduled Zoom meeting.

Join Zoom Meeting

<https://massmutual.zoom.us/j/92666354237?pwd=YjZsRIhnZE5VRUZBR3VPYzNqUFFXdz09>

Meeting ID: 926 6635 4237

Passcode: sunshine

One tap mobile

+16699006833,,92666354237#,,,,\*43668279# US (San Jose)

Look forward to seeing everyone there! Don't forget to:

- Send Christy your sharing – email photo to me
- Send Sandi your UFO – email photo to her



**For sale:** 221 Featherweight with case, \$400.  
Restored to like new condition. Call Janet Harris  
at 619-390-5224

**FREE** Litter Box Cover  
24" Long, 18" Wide, 22" Tall  
Great for concealing and containing the  
litterbox. It was great under the stairs  
in our previous home.  
If interested, please contact  
Candi Ravenscraft



**Sunshine Quilters of San Diego  
2020 – 2021 Guest Lectures**

**Tuesday, March 9, 2021**

**Alicia Campbell – The Batty Lady**

In this Zoom meeting, Alicia will share with us the various types of batting available to meet our quilting needs.

**Tuesday, April 13, 2021**

**Nanette Zeller – Virtual Lecture of Naturescapes**

In this Zoom meeting, Nanette will share how her art is greatly inspired by nature. She frequently refers to this artistic style as naturescapes. With nature-inspired textile art, the challenge is that there is never just one way to create a tree or leaf or animal. She will share the diverse possibilities for creating nature-themed artwork and introduce you to a variety of techniques to help you produce representational renditions of your own favorite naturescape.

**Tuesday, May 11, 2021**

**Becky McDaniel – My Applique Journey Lecture**

Hoping that for this meeting, we will finally be back at Renette Center, but if not, we will have a Zoom meeting again. Becky will share with us a trunk show of her applique quilts.

Jean Zuniga, Karen Collins and I attended the workshop that Kellie Willey offered doing miniatures. Have to say that although I was skeptical on how a workshop via Zoom would be, it was incredibly relaxed and we had a good time. And finished our projects!!!

-Christy Sprecco



***Patty Sprecco***  
*Independent Beauty Consultant*

619-890-6277  
Patricia.Sprecco@cox.net  
[www.MaryKay.com/psprecco](http://www.MaryKay.com/psprecco)



MARY KAY  
FIC•COLLAGE

## Member Highlight of the Month—Sandi Delman



I was born in Washington, D.C., the first of four children to my U.S. Air Force father and part-time Kinney Shoe Store accountant mom. I was raised in Maryland with a few years living in Hawaii then back to Maryland, Virginia, and then back to Maryland until moving west to San Diego in 1985. My start in sewing came in Home Economics classes. My maternal grandmother was a quilter, she did all of her quilts by hand; both applique and cross stitch. Twice a month grandma would meet with her church quilting bee. The entire group would sit around a frame, or even two, hand quilting each other's projects. I remember as a child being present during one of these occasions. My mom didn't get the quilt making urge, but instead made clothes for me and my siblings and dolls. Grandma always kept the beds warm and mom always kept our bodies warm.

From aprons, elastic waist shorts, and draw string tops I eventually got into cross stitch squares that would many years later be quilted in one of my grandmother's church quilting bee. Curtains and pillows came next and a try at quilt as you go squares. Made like pillows that would eventually be sewn together...not! Then I began a phase of making outfits for dancers and more tailored clothing for both genders. I even made clothing for a Miss Teen Pageant.

In 1999 my love of quilting was born out of a desire to have decoration on my home's empty walls. I have always loved working with scraps, but it took a very long time to have a stash like I have today to pull from. I love both traditional and paper pieced techniques. I do fumble through applique projects and frankly starting to feel much more confident in taking a new design on. I feel comfortable with any cotton cloth and always on the hunt for a good challenge. I'm right now slowly heading down the road of creating miniatures. Wool on the other hand still has me a bit intimidated, but slowly and surely I'll build up confidence with this medium too. There was a time I could say that I have no UFOs...alas that time is gone! I prefer working on just one project at a time although this isn't always the way it ends up. I was a Project Linus chairperson with Canyon Quilt Guild for a bunch of years. I've been published several times in Quilt-maker and once in Australian Homespun. I have also participated in the Road to California Quilt Show and host for Quiltmaker's First Online Mystery Project at Quilters Club of America.

I have taught at Memory Lane, Quilters Paradise, and Paradise Sewing along with trunk shows twice at Sunshine Quilt Guild. I mentored a Girl Scout in achieving the prestigious Gold Award. I have made fundraising quilts for Make-a-Wish Foundation, American Cancer Society, San Diego Humane Society, Tracy's Paws, American Legion Auxiliary, Alzheimer Association, Operation Homefront, and America Supports You. I coordinated the making of several quilt guild opportunity quilts and a few quilt guild challenges. Been on KUSI and written about the quilting craft in news articles. I've also donated quilts to the Veterans Administration, National Children's Home in the United Kingdom, Quilts 4 Cancer, YWCA, and of course more than I can count to Project Linus.

So many of you might know me as kwiltnkats and wondered how this and my "K" naming of quilts came about. My sister unbeknownst to her probably started all of it. When my mom was to have her fourth and last child, having two brothers already, I wanted so bad to have a sister. That wish came true nine years and two days after my birth. Karen is her name and since then I've surrounded myself with "Ks". For years there have been friends and coworkers, pets, email addresses, blog and website names, and hundreds of quilts with the start of their names a "K". I'm nearly always soliciting on my blog help in naming my quilts. I find a word that either starts with a "K" or when converted for a "C" or "Q" can be pronounced as a "K". This can be quite the challenge that "www" helps me out with many a time! Oh by the way my dad came up with kwiltnkats inspired by my love of both.

I have been working to inspire my niece to sew; perhaps not necessarily quilting, but use a sewing machine to craft projects. I purchased a sewing machine for her a few years ago and she has made progress... there is hope that I have passed along my passion to another in our family.

Now let me make sure it is okay with Kosmo and Katastrophy that I sew a little while before turning out the lights.





## Sunshine Quilters of San Diego Meeting Minutes February 9, 2021

The Zoom meeting was called to order at 7:00 p.m.  
The meeting was started off with a game of "Guess How Many Scraps are in the Jar."

Guest Speaker: Kellie Willey, Little Quilt Creations. She discussed miniature quilts. Her website is [www.littlequiltcreations.com](http://www.littlequiltcreations.com). She offers mystery blocks on her website.

### Announcements:

- February Meet-up was canceled. March Meet-Up will occur on 2 March.
- Send pictures (jpeg files) of the quilts/projects you would like to share at the Zoom meeting to Christy Sprecco and she will compile a slide show for the meeting. The slide show will be shared on our Facebook page, Sunshine Quilters of San Diego, after the meeting. The newsletter is available on our website, [sunshinequilters.com](http://sunshinequilters.com)
- Kathy states she talked to Renette Center and there was no information on reopening. The Center does not offer Wi-Fi in the room we meet in. We had hoped to be able to use Zoom for speakers even once we go back to the room.
- Kathy also talked to presidents of other guilds to see what else we might do. Guilds are noting only about 30% attendance. Some other guilds are allowing visitors to attend Zoom meetings. To see upcoming speakers and workshops at other guilds: [www.sccqg.org](http://www.sccqg.org)
- Future options include modified workshops where we film out members giving demos to share, or perhaps allow small groups to get together to watch guest speakers. Please let us know if you have other suggestions.

### Reports:

**UFO Challenge:** 13 participants. This month's challenge was #2. One member did not come the project. Julie Dale won the \$10 drawing. Project #5 is due in March. Send a picture of the completed quilt and the label to Sandi Delman by Monday, March 8. Those who complete each month's challenge will be in a drawing for \$10. Connie will mail a check to the winner. Those who do not complete that month's project will owe \$1. Sandi will keep track of these until the end of the year.

**Cuddle Quilts:** Tanya has kits, labels, and supplies available.

**Programs:** January's speaker will be Julia Fiske and she will talk about quilt appraisals, care, and repair.

**Monthly Block:** Karen Collins won the January "Scrappy Heart" blocks. Hallie McCoy's block, "Little Monkey," is in the newsletter. You may mail your block(s) and a \$1 to Lorna Bisson or bring them to the Meet-Up. Contact Lorna if you would like to make other arrangements to drop off your block. Marilyn Sidler will be doing March's block.

**21-22 Opportunity Quilt:** There are still some blocks missing. If you have any blocks, finish them up or mail back kit so it can be complete.

**20-21 Opportunity Quilt:** "Down the Rabbit Hole" tickets are available. Contact Susan Cox for more tickets. Consider sharing the quilt picture with your friends or on social media to help increase sales.

**Retreat:** The retreat tentatively planned for May 13-16, 2021 at Vina de Lestonnac Retreat Center, is canceled. The plan is to leave our deposit and reserve for next year. If you would like your deposit returned, please see Candi.

**Fund Raising:** We are hoping Summers Past Farms will have a spring craft fair in April. Start making items to sell.

**Sharing:** Many lovely projects were shared by members. The presentation can be viewed on our Facebook page.

Respectfully submitted by Lorna Bisson



# Floret Flower Block



Pattern "Floret Table Topper" from "Cluck Cluck Sew" by Allison Harris 2016.

For personal use only. Not for resale. "cluckclucksew.com"

Size: ONE block. 10 and ½ inches. (Finished = 10 inches)

Material Requirements: Provided in your kit!

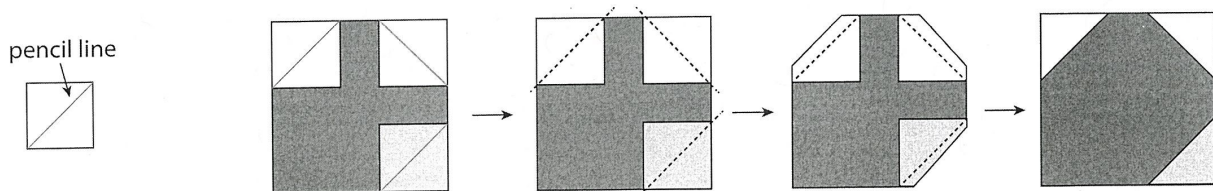
- 4 squares, 5 ½ by 5 ½ inches Flower Petals white
- 8 squares, 2 ½ x 2 ½ inches Background Fabric, ~~Light Blue~~ white
- 4 squares, 2 ½ x 2 ½ Flower Centers



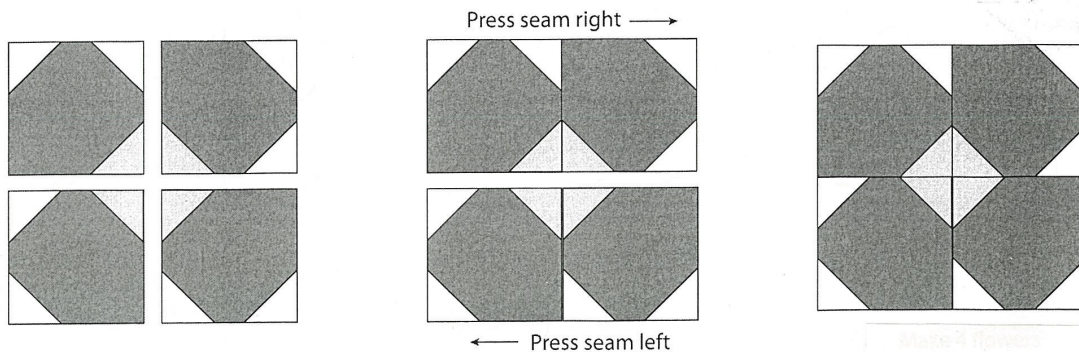
© Allison Harris 2016.  
cluckclucksew.com  
Not for resale.

All seam allowances are ¼ inch, "right-sides-together" abbreviated RST

1. Diagonal Lines: On the WRONG side of each Flower Center (4) & each ~~Light Blue~~ white background (8) – draw a diagonal line in pencil from corner to corner.
2. Make the Petals: On a 5 ½ x 5 ½ Petal, place 2 background squares and 1 center square on the corners "as shown" with the pencil line facing up. RST
3. Sew along the pencil lines, trim the corners leaving ¼ inch, and press the corners out. Repeat until you have 4 Petals.
4. Next, sew the 4 Petals together, RST, as shown. The block should measure 10 ½ inches.



Make 4



Make 4 flowers

# Block of the Month—March

## Spring Flowers



Pick up your free kit. For you & others...

When: Tuesday March 9th

Where: Starbucks next to Joanne's on Fletcher Hills Town & Country Shopping Center,  
2756 Fletcher Parkway (La Mesa / El Cajon)

Time: 10 am to 2 pm

Look for Yellow Balloon

Marilyn

Or I can mail you a kit. Text or Email me your address. 30 free kits

(619) 618 8016 [sdsandpiper@gmail.com](mailto:sdsandpiper@gmail.com)



# Fantabulous Backs

Extra Wide Quilting Fabrics by the yard


Many Selections to Choose From




PATRIOTIC FABRICS



KAFFE/TULA




BATIKS



CIVIL WAR REPRODUCTIONS



RILEY BLAKE



AND MANY OTHERS

## ★ MONTHLY SPECIAL ★


Buy \$100.00 of fabric (excluding tax) & receive a free Brand new 45 ml Olfa Blade

Buy \$150.00 of fabric (excluding tax) & receive a free Brand new 60 ml Olfa Blade

\* Not valid with any other offer


SAVE TIME AND MONEY!

44/45"



VS

108"



NO MORE PIECING!



WILL BLESS YOUR

- 100% Cotton
- Flannels
- White/White
- Solid Colors
- and Much More!

www.fantabulousbacks.com

619-804-6062

fantabulousbacks@gmail.com



@fantabulousbacks

Sunshine Quilters, Newsletter Editor  
Candi Ravenscraft, Newsletter Editor  
PO Box 20483  
El Cajon, CA 92021  
Sunshinequilters.com

