

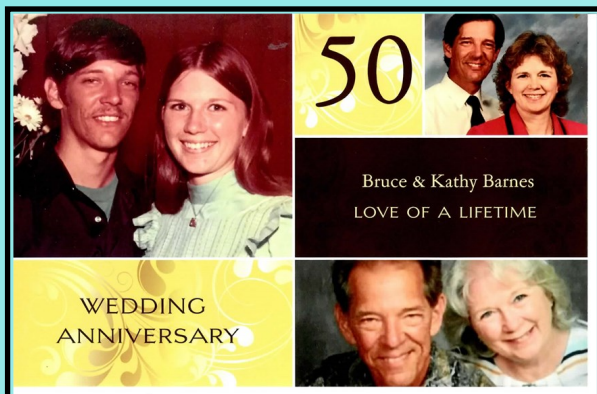


## Needle & Thimble News



### President's Message

Ahhh, April at last! This month hubby and I celebrate our 50<sup>th</sup> wedding anniversary and we're having an open house on the 17<sup>th</sup> so I've been cleaning and sorting and Bruce has been planting and weeding! You're all invited and here's a copy of the invitation:



If you'd like to join us please RSVP to daughter, Janet, by April 5th at 619-820-0771 (text or call & tell her you're a quilter.) It's at my/our home (address in directory) April 17th from 1pm-4pm. You'll never see my sewing room any cleaner!

Now for real quilting news: Our gathering in the park on March 2<sup>nd</sup> was well attended and we enjoyed beautiful sunshine. Rain was forecast for the next day, and if you remember we got a good soaking the Wednesday after. Marilyn handed out the BOM kits that she'd made, Secret Pal gifts were given and/or received and we discussed a myriad of great ideas. Kathy Manuel made good use of the time removing paper from the backs of about a thousand tiny little blocks. Her project is going to be lovely! I expect we'll be able to meet again on

Tuesday, April 6<sup>th</sup> but I'll send out an email to confirm.

I thoroughly enjoyed Alicia Campbell's talk about different types of batting last month. That's one presentation, however, that I missed seeing in person. She usually has a nice selection of samples available. Taking lots of notes did help me though, did you take notes too?

This month, April 13<sup>th</sup> our scheduled speaker is **Nanette Zeller** and she does nature-inspired textile art. This should be an interesting (f not challenging!) presentation.

Goldfinch in my garden



I hope and pray that you all have a blessed Easter Sunday and that your Spring season is off to a good start by getting some great sewing done on the gray, rainy days and planting some beautiful flowers on the gorgeous, sunny days.

We have a busy month ahead! See you on the 7<sup>th</sup>, 14<sup>th</sup> and/or the 17<sup>th</sup>.

Kathy Barnes

## 2020-2021 Opportunity Quilt Tickets

Contact Susan Cox about the raffle tickets for the opportunity quilt. She can send or deliver or mail tickets to anyone who has not yet received theirs or who want additional ones. It's a beautiful quilt. Call or text at 6199855394. Thanks so much.



Please remember to email me your pictures for sharing. Email is best. If you have something for the UFO challenge, please send that to Sandi Delman.

Looking forward to seeing everyone's beauties!

Christy Sprecco



## Sunshine Quilters of San Diego 2020/2021 Positions

President	Kathy Barnes
1st Vice President	Kathy Manuel
2nd Vice President	Beth Van Gelder
Secretary	Lorna Bisson
Treasurer	Connie Smith
Door Prizes	Connie Smith
Membership	Sherri Necochea
Membership Assistant	Pam Davis
Cuddle Quilt Coordinator	Tanya Althof
Parliamentarian	Jennifer Phillips
Newsletter Editor	Candi Ravenscraft
Assistant Editor	Carol Santos
Mailbox Info table	Carol Santos
Website	Christy Sprecco
Advertising	Christy Sprecco
Librarian	Leslie Holben
Hospitality/Refreshments	Peggy Jencks
Directory	Karen Collin
Meeting Room Manager	Kathy Barnes/Connie Smith
Retreat Coordinator	Candi Ravenscraft
Secret Pal Coordinator	Susan Cox
Guardian of 20/21 Opportunity Quilt & Tickets	Susan Cox
20/21 Opportunity Quilter	Karen Collin
Fund Raising (Ways & Means) Committee Lead	Jennifer Phillips
Fund Raising Committee Assistant (1)	Lorna Bisson
Fund Raising Committee Assistant (2)	Candi Ravenscraft
Fund Raising Committee Assistant (3)	Carol Santos
21/22 Opportunity Quilt Planning Coordinator	Pam Davis
21/22 Opportunity Quilt Planning Assistant	Jean Zuniga
Challenge Coordinator	Sandi Delman
Historian/Meeting Photographer	(Still Needed)
SCCQG Representative	(Still Needed)
Monthly Block of the Month <b>Coordinator</b>	Lorna Bisson
September BOM Assignment	Lorna Bisson
October BOM Assignment	Sherri Necochea
November BOM Assignment	Sandi Delman
December BOM Assignment	Susan Cox
January BOM Assignment	Carolyn Matthias
February BOM Assignment	Hallie McCoy
March BOM Assignment	Marilyn Sidler
April BOM Assignment	Karen Collin
May BOM Assignment	Cecelia Midgette
Seasonal Opportunity Quilt <b>Coordinator</b>	N/A
September/October Quilt Donor	Jean Zuniga & Christy Sprecco
November/December Quilt Donor	TBD
January/February Quilt Donor	TBD
March/April Quilt Donor	TBD
May/June Quilt Donor	TBD



## 2020 – 2021 Opportunity Quilt “Down the Rabbit Hole”

92" X 92"

Design by Sarah Fielke ~ Custom Quilted by Robin Ruiz



**1 Opportunity Ticket ~ \$1.**

**6 Opportunity Tickets ~ \$5.**

Proceeds support Sunshine Quilters of San Diego Quilt Guild

**Drawing June 8, 2021 ~ Thank you for your Support**

## Favorite Quilty Websites, YouTube channels and Blogs

- ◆ Alex Anderson - [thequiltshow.com](http://thequiltshow.com) / AlexAnderson Live on YouTube Not made any of her projects/quilts but I have learned so much, and she is such a delight.
- ◆ Becky Thompson - Power Tools with Thread Facebook and YouTube. This lady has cost me a lot of money. Have learned a lot of new techniques and equipment. Her main emphasis is machine embroidery
- ◆ Deb Canham - Facebook live. Great techniques and projects for serging.
- ◆ Just Get it Done - YouTube quilter from Canada. Good organizational ideas, especially good for small space ideas.
- ◆ Pat Sloan has YouTube and Facebook sites.
- ◆ Quilting Arts on KPBS
- ◆ Quilting on Wisconsin Public Television
- ◆ Quilting is My Therapy, Free Motion Quilting Challenge and her new Midnight Quilter - I've learned so much from Angela Walters and she is a hoot!
- ◆ Bonnie Hunter
- ◆ Gudrun Erla - on Facebook, Gudrun's Quilt Crew



Sunshine Quilters of San Diego meets the second Tuesday of each month (Sept-June) at Renette Park at 935 South Emerald Ave., El Cajon  
New members are always encouraged, dues are \$50 per year, which includes \$20 worth of Opportunity Quilt tickets. Guests are welcome at \$5 a visit.  
Doors open at 6:30 pm, meetings begin at 7:00 pm.

For more information please visit our website at:

[www.Sunshinequilters.com](http://www.Sunshinequilters.com)



# ZOOMing

By Christy Sprecco

Ladies, here is the Zoom info for the meeting.

Christy is inviting you to a scheduled Zoom meeting.

[Join Zoom Meeting](#)

One tap mobile: US: [+16699006833](tel:+16699006833), [93870774800#](tel:+193870774800), ..., [\\*644112#](tel:+1644112) or [+12532158782](tel:+12532158782), [938](tel:+1938)

Meeting URL: <https://massmutual.zoom.us/j/93870774800?pwd=RUtPOWJlbnkIQ2MyQnYzSjM1UmpJZz09>

Meeting ID: 938 7077 4800

Passcode: 644112



**For sale:** 221 Featherweight with case, \$400. Restored to like new condition. Call Janet Harris at 619-390-5224



**Sunshine Quilters of San Diego  
2020 – 2021 Guest Lectures**

**Tuesday, April 13, 2021**

**Nanette Zeller – Virtual Lecture of Naturescapes**

In this Zoom meeting, Nanette will share how her art is greatly inspired by nature. She frequently refers to this artistic style as naturescapes. With nature-inspired textile art, the challenge is that there is never just one way to create a tree or leaf or animal. She will share the diverse possibilities for creating nature-themed artwork and introduce you to a variety of techniques to help you produce representational renditions of your own favorite naturescape.

**Tuesday, May 11, 2021**


**Becky McDaniel – My Applique Journey Lecture**

Hoping that for this meeting, we will finally be back at Renette Center, but if not, we will have a Zoom meeting again. Becky will share with us a trunk show of her applique quilts.

**2020-2021 Sunshine Challenge - UFO Incentive**

This month participants were working to complete #6. I can't wait to see all the #6 UFOs. Hopefully everyone has theirs ready to share at the April Meeting. Wonder who will have completed a project that has been sitting in their sewing room the longest? Reveals are always fun! Hope you join in on Zoom at 7pm on April 13th.

Sandi Delman



***Patty Sprecco***  
*Independent Beauty Consultant*

619-890-6277  
Patricia.Sprecco@cox.net  
[www.MaryKay.com/psprecco](http://www.MaryKay.com/psprecco)



## Member Highlight of the Month— Marilyn Sidler

“An American Story – Women’s History”

My “ancestry” includes 3 generations of courageous women who loved ALL types of sewing. My GREAT grandmother was a pioneer farmer in a beautiful part of Missouri (Hermitage.) She did exquisite applique. Sadly, most of her quilts were “sold for dollars” during the depression to support her family. My grandmother Mary and her husband continued the farm and were active in community life. They survived the Spanish Flu epidemic, but lost a baby girl (my mother’s sister.) This story was often tearfully retold by my grandmother. The farm “Cedar Hills” (because of Cedar trees) was taken in a water reclamation project and is now a State Park with a series of beautiful lakes. I was fortunate to visit the area to locate the family graves.

SO, my grandparents decided to pack a Model T Ford and travel with 2 very young children to San Bernardino. My mom remembered the drive over the “wooden plank road” in the Yuma area. My grandmother became an expert “suit tailor” and managed Singer Sewing Machine stores in San Bernardino and Long Beach. At age 5 I would sit on “Grandma Mary’s” lap with her Singer Machine and stitch the paper designs guided by her hands. Ruth, my mom, loved to embroider! Does anyone remember the colorful plastic frames with “dot to dot” designs for children? She also made all my school clothing (including prom dresses,) made drapes and upholstered furniture. During WWII Dad was a US Navy Civil Engineer and Mom was pregnant with me. It was the first time “she had left home” following him to Oregon and San Francisco to build Air Ship Blimp Hangers. She told stories of caring neighbors who gave us their milk ration coupons.

The Bicentennial made me aware of quilts. Startled, I said to Mom, “Did YOU KNOW my mattress pad is a QUILT?” Yes, it was a Double Wedding Ring made by my GREAT grandmother with fabric from my mom’s childhood dresses. We entered it in the SD Quilt Show years ago and called it “Missouri to California in a Model T.” More recent history: (Well, sort of) I met Arlene Watters in 1978 and we are early members of Sunshine Quilters. I LOVE our quilting community, classes, BOM and especially our retreats. My beloved mom attended retreat for over 10 years. She especially loved the year “the girls” were telling High School & College stories about San Diego USO parties. Yes, “Girls,” she heard EVERY word and giggled and giggled. YOU remember who you are! Sunshine Quilters became our loving extended family.

I still have all 3 generations of Singer Machines, including my well-traveled Featherweight. As a quilter, I love color, fabric and simple blocks that I don’t have to “think too much to sew.” I enjoy Yvonne Porcella’s patterns for making pieced clothing. I followed my mother’s love for ALL things Japanese and her Kimono collection. My life has been a 50-year career as an Occupational Therapist on East and West coasts, caring for my beloved mom, Ruth after my father died, quilting, sailing, traveling, camping and music. My 2021 trip to the Tokyo International Quilt Show was cancelled, but I still plan on going.

For April Meeting: I loved making you the “Buttercup Flower” block of the month kits. I can’t wait to see all the blocks put together! So, please send your finished blocks to Lorna Bisson with your \$1 per block. Thank you so my Sunshine Family!

All my LOVE, Marilyn Sidler.







## Sunshine Quilters of San Diego Meeting Minutes March 9, 2021

The Zoom meeting was called to order at 7:00 p.m.

Guest Speaker: Alicia Campbell, The Batty Lady. Her contact info is available on her website. Great talk on all the different types of battings. She has specials on her website.

### Announcements:

- Send pictures (jpeg files) of the quilts/projects you would like to share at the Zoom meeting to Christy Sprecco and she will compile a slide show for the meeting. The slide show will be shared on our Facebook page, Sunshine Quilters of San Diego, after the meeting. The newsletter is available on our website, [sunshinequilters.com](http://sunshinequilters.com)

### Reports:

**UFO Challenge:** 13 participants. This month's challenge was #5. Two members did not complete this month's project. Susan Cox won the \$10 drawing. Project #6 is due in March. Send a picture of the completed quilt and the label to Sandi Delman by Monday, April 12. Those who complete each month's challenge will be in a drawing for \$10. Connie will mail a check to the winner. Those who do not complete that month's project will owe \$1. Sandi will keep track of these until the end of the year.

**Cuddle Quilts:** Tanya has kits, labels, and supplies available.

**Monthly Block:** Carolyn Mathias is the winner of February's "Little Monkey" blocks. Marilyn Sidler's block, "Floret Flower Block," is in the newsletter. You may mail your block(s) and a \$1 to Lorna Bisson or bring them to the Meet-Up. Contact Lorna if you would like to make other arrangements to drop off your block. Karen Collin will be doing April's block.

**21-22 Opportunity Quilt:** The binding is going on the quilt! Jean will do the quilting and Christy will make the label.

**20-21 Opportunity Quilt:** "Down the Rabbit Hole" tickets are available. Contact Susan Cox for more tickets. Consider sharing the quilt picture with your friends or on social media to help increase sales.

**Retreat:** Waiting for information about the retreat for May 2022 at Vina de Lestonnac Retreat Center

**Fund Raising:** The next Summers Past Farms craft fair will be in the fall. Start making items to sell.

Sharing: Projects from the miniature quilt workshop were shared. Other lovely quilts were also shared. The presentation can be viewed on our Facebook page.

Respectfully submitted by Lorna Bisson



## Block of the Month—April

The pattern is called Traffic Jam by Pat Sloan. Here is the link to detailed instructions on her blog <https://patsloan.typepad.com/files/pat-sloan-2013-traffic-jam-pattern.pdf>

I thought it would be fun to create a spring floral version. You will need (20) assorted floral 2.5" squares and (4) - 4.5" solid white or white on white squares. Make (5) 4 patch units out of your 2.5" squares. Arrange the (5) 4 patch units and (4) 4.5" squares into a 9 patch block with the 4.5" white squares in the outer corners. Stitch together and you are done. Super simple!

This block looks great when you can use a good variety of fabrics. I used bright clear florals along with more muted ones in all different scales and styles and it works, giving you a watercolor effect. One idea for the winner of these blocks would be an on point layout with or without sashing for a garden lattice look. So many possibilities. Happy stitching! Feel free to contact me if you have questions.

Karen Collin [kcquiltz@gmail.com](mailto:kcquiltz@gmail.com) 619-318-5806



Sharing from Jan Hayman



Idaho is Calling



# Fantabulous Backs

Extra Wide Quilting Fabrics by the yard


Many Selections to Choose From




PATRIOTIC FABRICS



KAFFE/TULA




BATIKS



CIVIL WAR REPRODUCTIONS



RILEY BLAKE



AND MANY OTHERS

## ★ MONTHLY SPECIAL ★


Buy \$100.00 of fabric (excluding tax) & receive a free Brand new 45 ml Olfa Blade

Buy \$150.00 of fabric (excluding tax) & receive a free Brand new 60 ml Olfa Blade

\* Not valid with any other offer


SAVE TIME AND MONEY!

44/45"



VS

108"



NO MORE PIECING!



WILL BLESS YOUR

- 100% Cotton
- Flannels
- White/White
- Solid Colors
- and Much More!

www.fantabulousbacks.com

619-804-6062

fantabulousbacks@gmail.com



@fantabulousbacks



Candi Ravenscraft, Newsletter Editor  
PO Box 20483  
El Cajon, CA 92021  
Sunshinequilters.com