



Needle & Thimble News



President's Message

Christmas Greetings! Yes, it's time to get out the tinsel, eggnog and caroling CDs! This is a beautiful time to celebrate and I hope you take full advantage to dress up your home and reflect. Finishing Christmas projects may be top on your list, but please, if you haven't already done so, take a few minutes to send a picture or two of your favorite Christmas quilt to Christy Sprecco. Our Christmas show and tell is going to be our main program for the Dec. 8th meeting and we'd all like to share in your joy and accomplishments!

We had a lovely meeting in the park last Tuesday (Dec. 1st.) We kept our distance, wore masks and talked a mile a minute. I think we were trying to get in a month's worth of visiting in only one hour! And we did it! Depending on weather, we'll probably meet in the park again on January 5th. I'll confirm as the day draws near.

I haven't heard from Renette's office yet, but I suspect January 12th's meeting will be via Zoom again. I'll let you know as soon as we're informed when meeting rooms become available again.

It was a sad disappointment for Summer's Past to have to cancel their Winter craft sale event, but we look forward to good possibilities in April. Jennifer will talk more about that in the spring, but please keep the sale in mind (after the holidays of course) and plan what lovely, Springy, crafts you might make.

Well, I fly out tomorrow so I'd better get packing. I'll be joining the Dec. 8th Zoom meeting from Idaho, where I'll be attending a family wedding (December wedding in Idaho, right?? I know!!) Anyway, enjoy Christmas to the fullest and I hope it will be especially meaningful to you this year.

Kathy Barnes




Cuddle Quilt Update

Thank you All !! We are such an awesome group and I am so proud to be a part of such a loving and giving bunch of people. After locking down the cuddle quilts for 2+ weeks I was able to deliver to Becky's House 128 cuddle quilts. Wow!!! Great Job!!!

I still have the majority of the Snowball cuddle quilt kits. If you would like one or more please call me and we can schedule a pick up from my front porch. Whatever you request will be in a bag with your name on it on the day we set up. Call me and let me know and I will get it together for you.

Tanya Althof



Opportunity Quilt Tickets

Contact Susan Cox about the raffle tickets for the opportunity quilt. She can send or deliver or mail tickets to anyone who has not yet received theirs or who want additional ones. It's a beautiful quilt. Call or text at 6199855394. Thanks so much.



Guild Retreat Update

I reached out to Vina de Lestonnac Retreat Center. Below is their response:

“We are definitely on track for May 13-16, 2021, with the hopes of being re-opened by mid-January. We will follow all health and safety guidelines that are in place at that time. Depending on what those are, we might have to adjust check-in and check-out times from the sleeping and sewing rooms to allow extra time for cleaning and sanitizing, and if that is the case, we will let you know well in advance of your arrival.”

I hope that answers some questions. With any luck we will have received a vaccine by then and have “herd immunity” but will probably still need to wear our masks. Please let me know if you were previously signed up but have changed your mind altogether.

Thanks, Candi Ravenscraft



Sunshine Quilters of San Diego 2020/2021 Positions

President	Kathy Barnes
1st Vice President	Kathy Manuel
2nd Vice President	Beth Van Gelder
Secretary	Lorna Bisson
Treasurer	Connie Smith
Door Prizes	Connie Smith
Membership	Sherri Necochea
Membership Assistant	Pam Davis
Cuddle Quilt Coordinator	Tanya Althof
Parliamentarian	Jennifer Phillips
Newsletter Editor	Candi Ravenscraft
Assistant Editor	Carol Santos
Mailbox Info table	Carol Santos
Website	Christy Sprecco
Advertising	Christy Sprecco
Librarian	Leslie Holben
Hospitality/Refreshments	Peggy Jencks
Directory	Karen Collin
Meeting Room Manager	Kathy Barnes/Connie Smith
Retreat Coordinator	Candi Ravenscraft
Secret Pal Coordinator	Susan Cox
Guardian of 20/21 Opportunity Quilt & Tickets	Susan Cox
20/21 Opportunity Quilter	Karen Collin
Fund Raising (Ways & Means) Committee Lead	Jennifer Phillips
Fund Raising Committee Assistant (1)	Lorna Bisson
Fund Raising Committee Assistant (2)	Candi Ravenscraft
Fund Raising Committee Assistant (3)	Carol Santos
21/22 Opportunity Quilt Planning Coordinator	Pam Davis
21/22 Opportunity Quilt Planning Assistant	Jean Zuniga
Challenge Coordinator	Sandi Delman
Historian/Meeting Photographer	(Still Needed)
SCCQG Representative	(Still Needed)
Monthly Block of the Month Coordinator	Lorna Bisson
September BOM Assignment	Lorna Bisson
October BOM Assignment	Sherri Necochea
November BOM Assignment	Sandi Delman
December BOM Assignment	Susan Cox
January BOM Assignment	Carolyn Matthias
February BOM Assignment	Hallie McCoy
March BOM Assignment	Marilyn Sidler
April BOM Assignment	Karen Collin
May BOM Assignment	Cecelia Midgette
Seasonal Opportunity Quilt Coordinator	N/A
September/October Quilt Donor	Jean Zuniga & Christy Sprecco
November/December Quilt Donor	TBD
January/February Quilt Donor	TBD
March/April Quilt Donor	TBD
May/June Quilt Donor	TBD



2020 – 2021 Opportunity Quilt “Down the Rabbit Hole”

92" X 92"

Design by Sarah Fielke ~ Custom Quilted by Robin Ruiz



1 Opportunity Ticket ~ \$1.


6 Opportunity Tickets ~ \$5.

Proceeds support Sunshine Quilters of San Diego Quilt Guild

Drawing June 8, 2021 ~ Thank you for your Support

2021-2022 Opportunity Quilt

These are the blocks for the 2021-2022 opportunity quilt. Contact Pam Davis or Jean Zuniga to get a kit.



Karen Collin
Dancing Vine Quiltworks
Hand Guided Machine Quilting

(619) 318-5806 • kcsewnstamp@cox.net • quotes available

Sunshine Quilters of San Diego meets the second Tuesday of each month (Sept-June) at Renette Park at 935 South Emerald Ave., El Cajon. New members are always encouraged, dues are \$50 per year, which includes \$20 worth of Opportunity Quilt tickets. Guests are welcome at \$5 a visit. Doors open at 6:30 pm, meetings begin at 7:00 pm.

For more information please visit our website at:
www.Sunshinequilters.com



ZOOMing

By Christy Sprecco

Here is the Zoom meeting information. I will send a reminder out that day too.

Christy is inviting you to a scheduled Zoom meeting.

Join Zoom Meeting

<https://massmutual.zoom.us/j/91546859012?pwd=Y0FPVVBSU51dzl4SVNUb1JGTU4WUT09>

Meeting ID: 915 4685 9012

Passcode: quilting

One tap mobile

+16699006833,,91546859012#,,,,,0#,,47672230#



To my secret pal you are the most thoughtful and generous person ever!!!!
I LOVE my box of goodies!!!!!!!!!!!!!!

Christy Sprecco

Thank you so much to my wonderful Secret Pal for my Christmas package. The chocolates will be traveling with us on the plane tomorrow and will be a nice treat while flying!

From Kathy Barnes

For sale: 221 Featherweight with case, \$400. Restored to like new condition. Call Janet Harris at 619-390-5224



**Sunshine Quilters of San Diego
2020 – 2021 Guest Lectures**



Tuesday, January 12, 2021

Julia Fiske – Quilt Appraisal, Care & Repair

In this Zoom meeting, Julia will share information about how to care for the repair of quilts, fabric dating, condition and caring for your quilt honoring the significance of quilting past and present. She will also discuss the value of appraisals and having a quilt appraised.

Tuesday, February 9, 2021

Kellie Willey – Little Quilts, No Big Deal Lecture

In this Zoom meeting, Kellie will share with us her passion for making miniature and small-scale quilts. She has won many awards for her little quilts, and you will hear tips and techniques that will take the fear out of miniature quilting.

Tuesday, March 9, 2021

Alicia Campbell – The Batty Lady

In this Zoom meeting, Alicia will share with us the various types of batting available to meet our quilting needs.

Tuesday, April 13, 2021

Nanette Zeller – Virtual Lecture of Naturescapes

In this Zoom meeting, Nanette will share how her art is greatly inspired by nature. She frequently refers to this artistic style as naturescapes. With nature-inspired textile art, the challenge is that there is never just one way to create a tree or leaf or animal. She will share the diverse possibilities for creating nature-themed artwork and introduce you to a variety of techniques to help you produce representational renditions of your own favorite naturescape.

Tuesday, May 11, 2021

Becky McDaniel – My Applique Journey Lecture

Hoping that for this meeting, we will finally be back at Renette Center, but if not, we will have a Zoom meeting again. Becky will share with us a trunk show of her applique quilts.



Patty Sprecco
Independent Beauty Consultant

619-890-6277
Patricia.Sprecco@cox.net
www.MaryKay.com/psprecco



FIC•COLLAGE

Dec BOM
12"


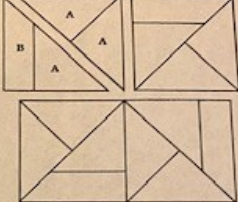
Twin Treasures #1

Pinwheel

Red

Pinwheel is a playful pattern with lots of movement and energy. Make it in rose and blue as shown here or in other happy colors perfect for the playroom. It doesn't take advanced skills to set this

pretty pattern in motion—even beginners will enjoy the Pinwheel block. Try your hand at small-scale patchwork by making six-inch corner blocks for the border of the quilt.

Block

FINISHED SIZE: 12" square

TYPE: Four patch


TEMPLATES: 2 (A & B)

PIECES PER BLOCK: 16

Triangle A: 4 Rose, 4 Blue, 4 White

Shape B: 4 White

BLOCK ASSEMBLY: Join 1 rose A to 1 white B; join 1 blue A to 1 white A. Join A/B unit to A/A unit to make a quarter-block. Repeat 3 times for a total of 4 quarter-blocks. Join 2 quarter-blocks together to make a half-block. Repeat. Join 2 half-blocks.



Quilt

FINISHED SIZE: 80" x 97"

SETTING: 20 blocks, set on point, 4 blocks x 5 blocks. Set 12" (add seam allowances) white and blue squares between pieced blocks, as shown. Fill in sides with 12" (add seam allowances) right-angle triangles and fill in corners with 8 1/2" (add seam allowances) right-angle triangles.

BORDERS: Inner white borders, top and bottom, are made with 2 strips, each 3' x 68" (add seam allowances). Side inner white borders are made from 2 strips, each 3' x 85" (add seam allowances). Blue outer borders are made from 4 strips with dimensions listed above for white inner border. Corner squares are 6" (add seam allowances) and are made with the patterns given for 6" block.

FABRIC REQUIREMENTS:
White: 4 yd.
Rose: 1 yd.
Blue: 3 1/2 yd.



December Block of the Month

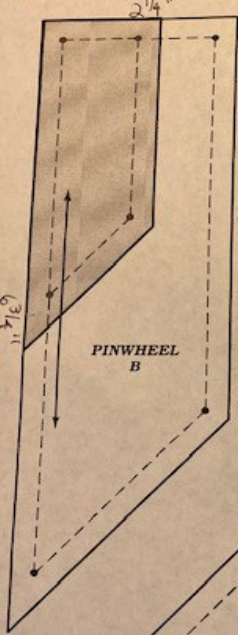
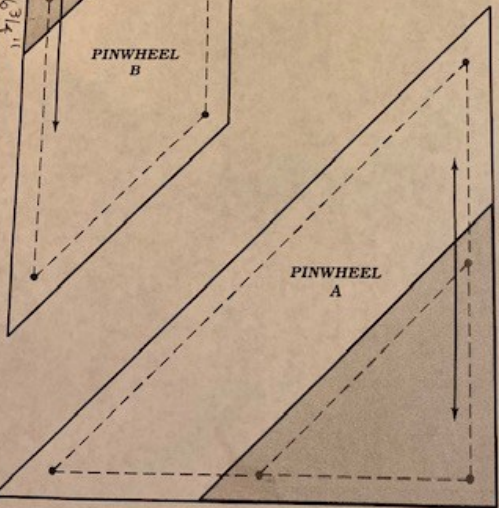
Please note Sue's remarks about Red, White & Blue



Pinwheel

Large pattern pieces are for 12" block.

Pattern pieces for 6" block are shown in gray. Use them for making the Spinning Spools Sampler Series

Please use white, med → dark blue & red for your block. I'm hoping it can combine with other blocks to become a "quilt of valor."

Thanks,

Amy ?'s
Sue Coy
619 443 5394
07
619 985 5394

SPINNING SPOOLS: A Pattern Club for Quilters © 1989 Outdoor House, Inc. 5 1/8"

1A-3



Sunshine Quilters of San Diego Meeting Minutes November 10, 2020

Kathy Barnes called the Zoom meeting to order at 7:00 p.m.

Announcements:

- Informal get-together to distribute 20-21 opportunity quilt tickets, pick up 21-22 opportunity quilt blocks, collect BOM blocks, and exchange secret pal gifts, will be held at Renette Park in the grassy area near the parking lot, likely the first week of December from 4:00-5:00 p.m.
- Send pictures (jpeg files) of the quilts/projects you would like to share at the Zoom meeting to Christy Sprecco and she will compile a slide show for the meeting. The slide show will be shared on the web site after meeting.
- Christy Sprecco announced that she asked her employer for matching funds for the cuddle quilts she made for Becky's House and received a sizable donation!
- There will be a board meeting in January. Date TBD
- Lorna Bisson asked members to email her with your favorite quilt-related website or YouTube channel. She will compile a list for the next newsletter.

Reports:

UFO Challenge: 13 participants. This month's challenge was #3. 1 person had not completed. Lorna Bisson won the \$10 drawing. Project #4 due in December. Send a picture of the completed quilt and the label to Sandi Delman by Monday, December 7. Those who complete each month's challenge will be in a drawing for \$10. Connie will mail a check to the winner. Those who do not complete that month's project will owe \$1. Sandi will keep track of these until the end of the year.

Cuddle Quilts: Tanya presented a new cuddle quilt pattern - Snowball. The new pattern, kits and supplies are available by contacting Tanya.

Programs: As usual, December will not have a speaker. Be sure to have your favorite eggnog on hand for celebration. Kathy is arranging a speaker for January.

Monthly Block: Christy Sprecco won October "Autumn Circles" blocks. Sandi Delman's November block, Emery's Stars, is in the newsletter. This Bonnie Hunter pattern is on her Quiltville website under free patterns. You may mail your block(s) and a \$1 to Lorna Bisson or bring them to December's meet-up. Contact Lorna if you would like to make other arrangements to drop off your block. Susan Cox will be doing December's block.

21-22 Opportunity Quilt block kits can be picked up at the December meet-up at Renette Park or contact Jean Zuniga to get your kit. The blocks are needed by late December or early January.

20-21 Opportunity Quilt tickets are available. Let Susan Cox know if you need more to sell.

~~Fund Raising: Sign up sheets for supplies and manning our booth at Summers Past Farm on December 5th are available. If you can help, please email/call Jennifer. In addition to a pop up tent, items for displaying our products—shelving, racks, crates or other items—will be helpful. Members are encouraged to continue making items to sell. These can be dropped off to Jennifer Phillips between December 1st and 4th.~~ **Update: Summers Past Farm canceled the craft fair.**

Beautiful quilts were shared by members.

Program: Linda and Carl Sullivan, www.colorwerx.com. "Got Colour? The Ultimate Color Lecture." Great presentation on how to select colors, color palates, the importance of value, and expanding your color senses. Color apps to use: Design-seeds.com; Color Inspiration Tool; Pocket Palette. (Check out their website. They have free weekly classes on YouTube.)

Respectfully submitted by Lorna Bisson



MEMBERSHIP REGISTRATION

TOP TEN REASONS TO JOIN SUNSHINE QUILTERS OF SAN DIEGO:

- Inspiring speakers that are sure to challenge, encourage and give you great new ideas!
- Workshops at reduced membership rates!
- Two free guest passes!
- Library of quilting books always at your fingertips!
- Secret Pal possibilities!
- Free cookies and desserts!
- Door prizes, potlucks and auctions!
- A place to show off your projects to people who can REALLY appreciate all your hard work!
- New quilting friends!
- TO BE A PART OF THE BEST, MOST FRIENDLY GROUP OF QUILTERS EVER FOUND!!

Use the application below and mail to:

**CONNIE SMITH
PO BOX 937
ALPINE, CA 91903-0937**

MEMBERSHIP APPLICATION 2020-2021
SUNSHINE QUILTERS OF SAN DIEGO
COST OF \$50 FOR A YEAR

Name: _____

Address: _____

City, State & Zip Code: _____

Phones – Home: _____ Cell or Work: _____

Email Address: _____

Newsletter delivery by: USPS: _____ Or Email: _____ Birthday (Month/Day): _____

Membership Committee Only:

Date Paid: _____ Amount: _____ By Committee Member: _____

Check number: _____ or Cash: _____

Fantabulous Backs

Extra Wide Quilting Fabrics by the yard

Many Selections to Choose From



PATRIOTIC FABRICS



KAFFE/TULA




BATIKS



CIVIL WAR REPRODUCTIONS



RILEY BLAKE



AND MANY OTHERS

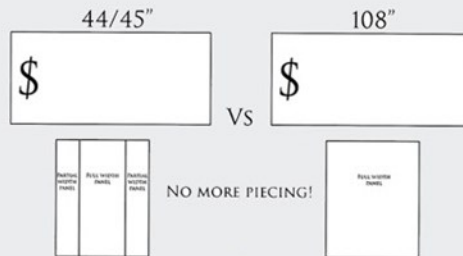
★ MONTHLY SPECIAL ★

Buy \$100.00 of fabric (excluding tax) & receive a free Brand new 45 ml Olfa Blade

Buy \$150.00 of fabric (excluding tax) & receive a free Brand new 60 ml Olfa Blade

* Not valid with any other offer

SAVE TIME AND MONEY!



- 100% Cotton
- Flannels
- White/White
- Solid Colors
- and Much More!

www.fantabulousbacks.com

619-804-6062

fantabulousbacks@gmail.com

 
[@fantabulousbacks](https://www.facebook.com/fantabulousbacks)



Candi Ravenscraft, Newsletter Editor
PO Box 20483
El Cajon, CA 92021
Sunshinequilters.com