



## Needle & Thimble News



### President's Message

It's October! But, wait; shouldn't we be enjoying beautiful, cool, Fall weather? How can it possibly get any hotter?? My goodness, like the pandemic, I keep thinking we'll be able to wait this out, but now I'm having doubts! I'm sure we're all looking forward to cooler weather - and the sooner the better!

Are you as amazed as I am at how easy using Zoom is for our meetings? It seems to be working quite well, thanks to Christy Sprecco! It's so nice to see all your lovely, happy faces and sharing ideas – and no, it may not replace being together, but at least it helps us keep in touch during this unusual time. Renette Center hasn't announced being open anytime soon, so we'll continue using Zoom for our meetings - at least for a while. I'll keep you informed – and yes, they'll be crediting our account with unused meeting times from last year.

**Next Tuesday, Oct 6<sup>th</sup> we're going to gather for one hour at Renette Park beginning at 6pm.** We'll maintain social distancing and wear masks. This will be an opportunity to turn in your completed Block of the Month's, Secret Pal forms, registration forms and pick up Opportunity flyers and tickets (to sell that is, we'll hold your 24 membership tickets till May or June.) Also, if you have a reimbursement request or a deposit Connie is going to try to be there. If she isn't I'll be the go-between. It thought meeting casually like this might be easier than using the mail – plus it'll be a great time to say "Hi" in person.

If I don't see you at Renette Park on the 6<sup>th</sup>, then I hope to see you on Zoom on the 13<sup>th</sup> at 7:00 pm.

Keep your A/C's a running and happy quilting!  
Kathy Barnes



Hello Everyone and Happy Halloween,

We are still on hold for donating the cuddle quilts at the time of this submission. I have, however, come up with an idea that just might work. So, that being said if you have kits, keep working on them. If we can do a donation I will send out and email with the specifics. If you need kits, batting, backing and/or binding, all of this is available also. Just call me with the items you want. I will bag them up with your name on them and you can pick them up from my front porch. This solution has worked with those that have needed items. I just want this to be as easy and stress free during this time. If you need something specific, I can also set up a time with you to come over and go through fabric. This is for all of us.

Miss you all something fierce!!!!  
Tanya Althof





## Fund Raising Sale at Summers Past Farm

On Saturday, December 5, 2020 we will have a booth at Summers Past Farm. The event will have only 30 vendors – so it will be smaller than in the past.

Please begin to make your items to sell. This is our big fundraiser for the year, so we need everyone to participate by making some items.

When you are making your items, please remember that some things sell better than others. In the past, Christmas and animal themed items sold well. Also, items that sell for \$15.00 or less do better than more expensive items. Items that may be used for gifts are also popular.

In November, there will be a sign up sheet available for people to work in the booth. There will be three time slots and we will need 3-4 people for each slot. Also, we will need several large tables and tablecloths. Please consider assisting in the booth. More information will be coming as we get closer to the event. If you have questions, give Jennifer Phillips a call.



## Member of the Month Highlight—Julie Dale

I, Julie Dale, grew up in the mid-west Flint, Michigan. Yes, the leaded water city. I was the youngest of eight children. Only three children survived leaving me, my brother, and an older sister. We were a poor family, my father died when I was four and my maternal grandparents died shortly after. Raised by my mother who did not work outside the home. I started making my own clothes, I would go to the stores, observe the styles then go to home and duplicate the style. My mother taught me to sew. I also knit, crochet, tat, embroider.

I began playing as a little girl with my father's suitcase of material scraps, as he was a salesman for material at a department store. I loved it. I made doll clothes, for Barbie, Betsy Wetsy, Tiny Tears, and Betsy McCall. I got interested in my mother's UFO. She gave me a couple of blocks of my grandmother's fan quilt. She sorta told me what to do, but not really, hence my first quilt at 11 years old was a fan quilt.

I left home at 16, went to junior college, then U of M; got married to my wonderful Dick Dale, who had three children. We have a beautiful girl together, (pst. I was told I couldn't have children, yea right).

In Michigan I taught Microwave classes and Introduction to Quilting in my mid-twenties.

We moved to San Diego in 1984. When I moved, I left with my grandmother, great grandmother, and mother's quilts. I discovered Alex Anderson's Simply Quilts Show. I have lots of video tapes. I then started going crazy making quilts. I love material, it gives me peace.

I worked as a Documentation Manager at several medical device startup companies in San Diego. So not much time for clubs or socializing. I was anxious when I retired to join a guild, which was Sunshine. I live just across the street from Renette Center.

I still love sewing and quilting. My style of quilting is mostly traditional piecing and making them by hand as I was taught. I go crazing quilting and gathering material. But I love the gals at Sunshine.



## Sunshine Quilters of San Diego 2020/2021 Positions

President	Kathy Barnes
1st Vice President	Kathy Manuel
2nd Vice President	Beth Van Gelder
Secretary	Lorna Bisson
Treasurer	Connie Smith
Door Prizes	Connie Smith
Membership	Sherri Necochea
Membership Assistant	Pam Davis
Cuddle Quilt Coordinator	Tanya Althof
Parliamentarian	Jennifer Phillips
Newsletter Editor	Candi Ravenscraft
Assistant Editor	Carol Santos
Mailbox Info table	Carol Santos
Website	Christy Sprecco
Advertising	Christy Sprecco
Librarian	Leslie Holben
Hospitality/Refreshments	Peggy Jencks
Directory	Karen Collin
Meeting Room Manager	Kathy Barnes/Connie Smith
Retreat Coordinator	Candi Ravenscraft
Secret Pal Coordinator	Susan Cox
Guardian of 20/21 Opportunity Quilt & Tickets	Susan Cox
20/21 Opportunity Quilter	Karen Collin
Fund Raising (Ways & Means) Committee Lead	Jennifer Phillips
Fund Raising Committee Assistant (1)	Lorna Bisson
Fund Raising Committee Assistant (2)	Candi Ravenscraft
Fund Raising Committee Assistant (3)	Carol Santos
21/22 Opportunity Quilt Planning Coordinator	Pam Davis
21/22 Opportunity Quilt Planning Assistant	Jean Zuniga
Challenge Coordinator	Sandi Delman
Historian/Meeting Photographer	(Still Needed)
SCCQG Representative	(Still Needed)
Monthly Block of the Month <b>Coordinator</b>	Lorna Bisson
September BOM Assignment	Lorna Bisson
October BOM Assignment	Sherri Necochea
November BOM Assignment	TBD
December BOM Assignment	TBD
January BOM Assignment	TBD
February BOM Assignment	TBD
March BOM Assignment	TBD
April BOM Assignment	TBD
May BOM Assignment	TBD
Seasonal Opportunity Quilt <b>Coordinator</b>	Teresa Keane
September/October Quilt Donor	Jean Zuniga & Christy Sprecco
November/December Quilt Donor	TBD
January/February Quilt Donor	TBD
March/April Quilt Donor	TBD
May/June Quilt Donor	TBD



## 2020 – 2021 Opportunity Quilt “Down the Rabbit Hole”

92" X 92"

Design by Sarah Fielke ~ Custom Quilted by Robin Ruiz



**1 Opportunity Ticket ~ \$1.**

**6 Opportunity Tickets ~ \$5.**


Proceeds support Sunshine Quilters of San Diego Quilt Guild

**Drawing June 8, 2021 ~ Thank you for your Support**

## 2021-2022 Opportunity Quilt

These are the blocks for the 2021-2022 opportunity quilt. The kits are ready, and we will have ideas of how to get them to you by meeting time.

Thanks,  
Pam Davis and Jean Zuniga



### MEMBERSHIP REPORT

Please note your membership forms and dues must be sent to Connie Smith before the October ZOOM meeting so we can count you in attendance and see your smiling face. Questions, call Sherri Necochea, Membership.





# **ZOOMing**

**By Christy Sprecco**

I'll be sending out the Zoom meeting details next week. Be sure that you have gotten your membership form and dues to Connie so that you will be on the email list for the zoom meeting details.

Also, don't forget to email me (address the directory) your pictures for sharing so I can include in the sharing presentation.

Look forward to "zooming" with you soon!

## **OCTOBER BLOCK OF THE MONTH**

You will need two round 12-cup coffee filters. Press one flat. It should measure 8 1/2" diameter. Cut the circle shape from the bottom of the 2nd coffee filter. It should measure 3 1/4" diameter.

Cut one 10 3/4" solid black square and one 5 3/4" square from the same fabric. The winner of the blocks will square them up to 10 1/2" for the large and 5 1/2" for the small.

Gather strips of autumn color print fabrics 1 1/2" to 2 1/2" for the large circle. Use strips 3/4" to 1 1/2" for the smaller circle.

Use the stitch & flip technique and a scant 1/4" to cover entire paper circles. Trim to the circle.

Press. Use a small zig-zag stitch, with black thread and attach the large circle to the center of the large black square. Do the same with the small circle to the small square. Press both. **YOU ARE DONE!**

I hope you enjoyed making this very simple block. If you have questions, please don't hesitate to call me. I will share the example at our Zoom meeting.

Sherri Necochea  
619 444-7447

## Sunshine Quilters of San Diego 2020 – 2021 Guest Lectures

Tuesday, October 13, 2020

### **Becky McDaniel – The Triple D's of Quilt Making Lecture**

In this Zoom meeting, Becky will discuss the Details/Design, Decorating, and Documentation of quilting. We are lucky sometimes to get a label on our quilts, and she is known for her fun labels. She'll encourage that we have fun with our labels and consider ways of documenting our quilts for future generations.

Tuesday, November 10, 2020

### **Linda & Carl Sullivan – Colourwerx – Got Colour Lecture**

In this Zoom meeting, Linda and Carl will discuss how to boost your colour confidence and learn to use every colour of the rainbow in your quilts. This lecture includes the basics of colour theory, demonstrate colour concepts and how to create and combine dynamic colour palettes, as well as share their tips and tricks on how to find colour inspiration in everyday objects to inspire, infuse and ignite the colour in your next quilting project.

Tuesday, January 12, 2021

To be determined ...

Tuesday, February 9, 2021

### **Kellie Willey – Little Quilts, No Big Deal Lecture**

In this Zoom meeting, Kellie will share with us her passion for making miniature and small-scale quilts. She has won many awards for her little quilts, and you will hear tips and techniques that will take the fear out of miniature quilting.

Tuesday, March 9, 2021

### **Alicia Campbell – The Batty Lady**

In this Zoom meeting, Alicia will share with us the various types of batting available to meet our quilting needs.

Tuesday, April 13, 2021

### **Nanette Zeller – Virtual Lecture of Naturescapes**

In this Zoom meeting, Nanette will share how her art is greatly inspired by nature. She frequently refers to this artistic style as naturescapes. With nature-inspired textile art, the challenge is that there is never just one way to create a tree or leaf or animal. She will share the diverse possibilities for creating nature-themed artwork and introduce you to a variety of techniques to help you produce representational renditions of your own favorite naturescape.

Tuesday, May 11, 2021

### **Becky McDaniel – My Applique Journey Lecture**

Hoping that for this meeting, we will finally be back at Renette Center, but if not, we will have a Zoom meeting again. Becky will share with us a trunk show of her applique quilts.



## Quilt Storage

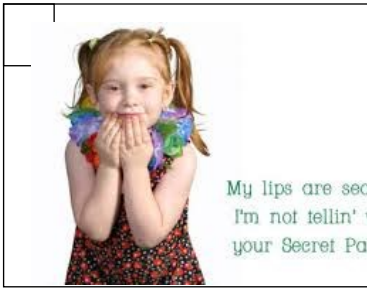
- ◆ Store quilts in a pillowcase or wrapped in a sheet
- ◆ Keep in a dark, dry place. Avoid attics or garages. Keep out of direct sunlight
- ◆ Quilts should be re-folded 3-4 times a year or place crumpled acid free tissue paper or pantyhose stuffed with batting along folds to help prevent permanent creasing.
- ◆ Never store quilts in plastic containers or bags. They must be able to breathe.
- ◆ Never store quilts in cardboard or newspaper.
- ◆ A wooden box sealed with a clear varnish and lined with muslin or acid free paper works great.



Sunshine Quilters of San Diego meets the second Tuesday of each month (Sept-June) at Renette Park at 935 South Emerald Ave., El Cajon  
New members are always encouraged, dues are \$50 per year, which includes \$20 worth of Opportunity Quilt tickets. Guests are welcome at \$5 a visit.  
Doors open at 6:30 pm, meetings begin at 7:00 pm.

For more information please visit our website at:  
[www.Sunshinequilters.com](http://www.Sunshinequilters.com)





**Sunshine Quilters Secret  
Pals Signup  
Club Year 2020-2021**

Name \_\_\_\_\_

Mailing Address \_\_\_\_\_

Email Address \_\_\_\_\_

Home phone: \_\_\_\_\_ Cell Phone: \_\_\_\_\_

Birthday and month \_\_\_\_\_

1. Preferred Fabrics:

2. Preferred Books/Patterns:

3. Other crafts you are interested in:

4. Hobbies/Collections:

5. Favorite Holiday(s):

6. Favorite Snacks/beverages:

7. Favorite books:

8. Anything else you would like me to know:

# Sunshine Quilt Guild

## 2020-2021 Challenge: UFO (Unfinished Fabric Object) Incentive

Do you have any unfinished projects piled up or hidden somewhere? It's time to confess because

THIS IS IT - an opportunity to get them out and select seven that you'd like to finally finish. It can be any fabric object and there's even an incentive to get them done!

List seven projects on the attached form that you want to finish this year, mail the form to Sandi Delman (address in directory.) At each Zoom meeting beginning in October a number will be drawn to indicate which project is to be finished before the November meeting. Details on how sharing will be done and prizes drawn will be explained at the September meeting. We haven't yet decided to share on Zoom, or all at once when we meet at Renette Center, but prizes will be the same as last year: \$10 cash prize for each month and accumulated names will be in the final \$50 drawing in June. Unfinished projects will have the same \$1. penalty.

Details:

Fill out the attached form with information about the 7 unfinished projects you'd like to complete this year. Explain what needs to be done to finish each project and give a little information about the project such as the pattern name or dominate color etc, so it can be identified when you show it. There are two forms, they need to be identical. One copy is for you and the other is to be mailed to Sandi Delman.

**A member must be in the challenge from the beginning - no jumping in after it has started for any reason.**

All projects must be totally finished by the assigned month including a label, if it's a quilt.

However, due to difficulty in getting large quilts quilted in a timely manner, it will be allowed to show an unquilted top **over 45x45** for your name to go in that month's drawing. However the quilt will need to be completed, including a label, for your name to be included in the final June drawing. Technicalities will be decided by the challenge coordinator.

Should you NOT have that month's project done, or have a blank space you'll be "fined" \$1.

**\*\*\*THESE last rules will be discussed at September's meeting and may be changed somewhat:**

If you're unable to attend a meeting then give your project to someone to show for you.

Your name goes into the monthly drawing only if you show the particular project you were to complete that month. If you complete all 7 projects your name will be in the final drawing 7 times.

Hopefully this will leave us with fewer UFO's and some wonderful finished projects.

# Sunshine Quilt Guild

Challenge 2020-2021

UFO Incentive

Seven projects I WILL finish this year...

NAME \_\_\_\_\_

(Project Chairman's Copy)		Date to share:	Completed: Yes or No
1			
2			
3			
4			
5			
6			
7			

# Sunshine Quilt Guild

Challenge 2020-2021

UFO Incentive

Seven projects I WILL finish this year...

(My Copy)		Date to share:	Completed: Yes or No
1			
2			
3			
4			
5			
6			
7			

# Fantabulous Backs

Extra Wide Quilting Fabrics by the yard


Many Selections to Choose From




PATRIOTIC FABRICS



KAFFE/TULA



BATIKS



CIVIL WAR REPRODUCTIONS



RILEY BLAKE



AND MANY OTHERS

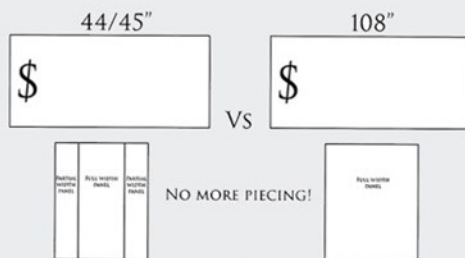
## ★ MONTHLY SPECIAL ★

Buy \$100.00 of fabric (excluding tax) & receive a free Brand new 45 ml Olfa Blade

Buy \$150.00 of fabric (excluding tax) & receive a free Brand new 60 ml Olfa Blade

\* Not valid with any other offer

SAVE TIME AND MONEY!



- 100% Cotton
- Flannels
- White/White
- Solid Colors
- and Much More!

[www.fantabulousbacks.com](http://www.fantabulousbacks.com)

619-804-6062

[fantabulousbacks@gmail.com](mailto:fantabulousbacks@gmail.com)



@fantabulousbacks

# MEMBERSHIP REGISTRATION

## TOP TEN REASONS TO JOIN SUNSHINE QUILTERS OF SAN DIEGO:

- Inspiring speakers that are sure to challenge, encourage and give you great new ideas!
- Workshops at reduced membership rates!
- Two free guest passes!
- Library of quilting books always at your fingertips!
- Secret Pal possibilities!
- Free cookies and desserts!
- Door prizes, potlucks and auctions!
- A place to show off your projects to people who can REALLY appreciate all your hard work!
- New quilting friends!
- TO BE A PART OF THE BEST, MOST FRIENDLY GROUP OF QUILTERS EVER FOUND!!

Use the application below and mail to:

**CONNIE SMITH  
PO BOX 937  
ALPINE, CA 91903-0937**

---

MEMBERSHIP APPLICATION 2020-2021  
SUNSHINE QUILTERS OF SAN DIEGO  
COST OF \$50 FOR A YEAR

Name: \_\_\_\_\_

Address: \_\_\_\_\_

City, State & Zip Code: \_\_\_\_\_

Phones – Home: \_\_\_\_\_ Cell or Work: \_\_\_\_\_

Email Address: \_\_\_\_\_

Newsletter delivery by: USPS: \_\_\_\_\_ Or Email: \_\_\_\_\_ Birthday (Month/Day): \_\_\_\_\_

Membership Committee Only:

Date Paid: \_\_\_\_\_ Amount: \_\_\_\_\_ By Committee Member: \_\_\_\_\_

Check number: \_\_\_\_\_ or Cash: \_\_\_\_\_



Candi Ravenscraft, Newsletter Editor  
PO Box 20483  
El Cajon, CA 92021  
Sunshinequilters.com